

**BOARD OF WATER SUPPLY
KA 'OIHANA WAI
CITY AND COUNTY OF HONOLULU**

630 SOUTH BERETANIA STREET • HONOLULU, HAWAII 96843
Phone: (808) 748-5000 • www.boardofwatersupply.com

RICK BLANGIARDI
MAYOR
MEIA

ERNEST Y. W. LAU, P.E.
MANAGER AND CHIEF ENGINEER
MANAKIA A ME KAHU WILIKI

ERWIN KAWATA
DEPUTY MANAGER
HOPE MANAKIA



NĀ'ĀLEHU ANTHONY, Chair
JONA THAN KANESHIRO, Vice Chair
BRYAN P. ANDAYA
LANCE WILHELM
KĒHAULANI PU'U
EDWIN H. SNIFFEN, Ex-Officio
GENE C. ALBANO, P.E., Ex-Officio

April 29, 2025

NOTICE

The Board of Water Supply, City and County of Honolulu, Budget Workshop will be held on Monday, May 5, 2025, at 2:00 p.m. in the Boardroom, Public Service Building, 630 South Beretania Street, Honolulu, HI 96843.

Limited seating will be available for in-person testifiers in the Boardroom. The public may also view the livestream of the meeting from the lobby of the Board of Water Supply, Public Service Building, 630 South Beretania Street, Honolulu, HI 96843.

Public parking for this meeting is available in the Public Service Building customer parking lot.

TESTIMONY

Testimony may be submitted as follows:

- **Written testimony** should include the submitter's address, email address, and phone number. Testimony should be received by Monday, May 5, 2025, at noon. Submit written testimony by:
 - Email to board@hbws.org
 - Online at boardofwatersupply.com/testimony
 - Mail to Board of Water Supply, 630 South Beretania Street, Honolulu, HI 96843
 - Fax to (808) 748-5079
- **Oral testimony** will be accepted remotely and in person during the meeting. Pre-registration is encouraged to facilitate as much remote and in-person testimony as reasonably possible during the time allotted. Testifiers should also consider submitting a written version of their oral testimony.
 - To testify remotely by phone or video using the Zoom videoconferencing platform, please submit your request by:
 - Email to board@hbws.org
 - Online at boardofwatersupply.com/testimonyZoom registration instructions, as well as participant guidelines, will be sent to the contact information provided. Once confirmed as registered, testifiers will receive an email containing the links and instructions to join the Zoom session. Submit your request to testify remotely by Friday, May 2, 2025, at noon.
 - To testify in person at the Board of Water Supply, Public Service Building, 630 South Beretania Street, Honolulu, HI 96843, please pre-register by submitting your request by Monday, May 5, 2025:
 - Email to board@hbws.org
 - Online at boardofwatersupply.com/testimony

In-person testifiers should check in with building security and then with testimony staff located in the lobby. Testifiers will be escorted to and from the Board Room. On-site registration will be available for walk-in requests.

Testimony is limited to two (2) minutes and shall be presented by the registered speaker only. Testimony submitted in writing or orally, electronically or in person, for use in the meeting process is public information. All testimony will be included as part of the approved meeting minutes at boardofwatersupply.com/boardmeetings.

MATERIALS AVAILABLE FOR INSPECTION

Meeting materials ("board packet" under HRS §92-7.5) are accessible at www.boardofwatersupply.com/boardmeetings.

VIEWING THE MEETING

The meeting will be viewable via live streaming on the BWS website: www.boardofwatersupply.com/live. Video will appear on screen. You may have to click the arrow on video to start it. You may have to unmute audio, as muted audio tends to be the default setting.

SPECIAL REQUESTS AND ACCOMMODATIONS

If you require special assistance, an auxiliary aid or service, and/or an accommodation due to a disability to participate in this meeting (i.e., sign language interpreter, interpreter for language other than English, or wheelchair accessibility), please call Joy at (808) 748-5172 or email your request to board@hbws.org **at least three business days prior to the meeting date**. If a response is received after the requested three business days before the meeting date deadline, we will try to obtain the auxiliary aid/service or accommodation, but we cannot guarantee that the request will be filled.

Upon request, this notice is available in alternate formats such as large print, Braille, or electronic copy.

The agenda for May 5, 2025, Budget Workshop of the Board of Water Supply is as follows:

ITEMS FOR INFORMATION

1. Workshop Meeting on the Proposed Fiscal Year 2025-2026 Operating and Capital Improvement Program Budget

EXECUTIVE SESSION

1. To Consult with the Board's Attorney on Questions and Issues Pertaining to the Board of Water Supply's Proposed Resolution of Designated Claims for Temporary Hazard Pay [HRS §92-5(a)(4)]

MINUTES

To watch the recording of this meeting, please click on the following link:
<https://vimeo.com/bwshonolulu/may-05-2025>. Closed captioning is available.

THE BUDGET WORKSHOP OF THE BOARD OF WATER SUPPLY

May 5, 2025

At 2:00 PM on May 5, 2024, in the Public Service Building Board Room at 630 South Beretania Street, Honolulu, Hawai'i, Board Chair Nā'ālehu Anthony called to order the Budget Workshop.

Present: Nā'ālehu Anthony, Chair
Jonathan Kaneshiro, Vice Chair via Zoom
Bryan P. Andaya, Board Member via Zoom
Lance Wilhelm, Board Member
Edwin H. Sniffen, Ex-Officio via Zoom
Gene Albano, Ex-Officio via Zoom

Also Present: Erwin Kawata, Deputy Manager
Patrick Chun, Acting Program Administrator,
Capital Projects Division
Jennifer Elflein, Program Administrator,
Customer Care Division via Vimeo
Kathleen Elliott-Pahinui, Information Officer,
Communications Office
Raelynn Nakabayashi, Executive Assistant I,
Executive Support Office
Megan Muramatsu, Budget Program Specialist,
Executive Support Office
Yuto Kudo, Intern, Executive Support Office
Wayne Tello, Acting Program Administrator,
Field Operations Division
Daniel Lee, Water Service Supervisor IV,
Field Operations Division
Leanne Matsumoto, Waterworks Controller,
Finance Division
Michele Thomas, Executive Assistant I,
Human Resources Office
Henderson Nuuhiwa, Program Administrator,
Information Technology Division
via Vimeo
Michael Matsuo, Land Administrator, Land Division
Kirk Iwamoto, Acting Water Quality Laboratory
Director, Water Quality Division
Barry Usagawa, Program Administrator,
Water Resources Division

Marc Chun, Civil Engineer VII,
Water Resources Division
Pekelo Martin, Acting Program Administrator,
Water System Operations Division
Joyce Lin, Civil Engineer IV, Office of the Manager
and Chief Engineer
Kimberly Kuwaye, Manager Secretary
Joy Cruz-Achiu, Board Secretary
Kathy Mitchell, Administrative Services Officer
via Vimeo
Stella Bernardo, Information Specialist II,
Communications Office via Zoom
Michele Harman, Community Relations Specialist I,
Communications Office via Zoom
Wayne Maria, Information Specialist II,
Communications Office

Others Present: Jeff Lau, Deputy Corporation Counsel
via Zoom
Jessica Wong, Deputy Corporation Counsel
via Zoom

Absent: Ernest Lau, Manager and Chief Engineer
Kēhaulani Pu'u, Board Member

Chair Nā'ālehu Anthony opened the Board meeting with an 'olelo no'eau:

Nā'ālehu Anthony opened the Board meeting with an 'olelo no'eau:

Aloha mai kākou e nā hoa makamaka mai ka lā hiki a ka lā kau. Welina nui me ke aloha!

Mahalo nui no kēia 'ākoakoa 'ana o kākou no ka pono o ka lāhui, no ka pono o ka 'āina, a no ka pono o ka wai nō ho'i.

Chair Anthony translated the 'olelo no'eau: Aloha from the rising to the setting sun
Thank you all for coming together today for the people, the land, and the water.

Chair Anthony welcomed everyone to the May 5, 2025, Budget Workshop of the Board of Water Supply (BWS). He stated that the Board of Water Supply is dedicated to providing safe, dependable, and affordable supply of water now and into the future.

Before continuing the meeting, Chair Anthony stated that a recording would be played to share reminders for public participation and the virtual meeting regulations required by law.

The recording played: Goals for this meeting under Hawai'i Revised Statutes, Section 92-7.5 are accessible at www.boardofwatersupply.com/boardmeeting. The public may attend this meeting in person at the Public Service building located at 630 South Beretania Street. The public may also view a live stream of today's meeting on our website at www.boardofwatersupply.com/live. We have been accepting written or oral testimony for today's meeting. Instructions and an online submittal form are available at boardofwatersupply.com/testimony. The deadline to submit advance written testimony has passed. Testimony received by noon today has been distributed to the board members. We will continue to accept written testimony today through our online form. Oral testimony in person or remotely will be accepted during today's meeting. To facilitate as much in-person and remote testimony as reasonably possible during the time allotted, preregistration and submittal of a written version of testimony at boardofwatersupply.com/testimony is strongly encouraged. To testify in person, please register using our online form or come to the public service building at 630 South Beretania Street. We have a representative in the lobby to provide intake and further instructions. To request to testify remotely, please complete the online form at boardofwatersupply.com/testimony. Requestors will receive an email containing links and instructions to join the Zoom session. Testifiers will have two minutes to state their position. A timekeeper will alert testifiers when there is one minute remaining. Once the two minutes are up, please summarize to allow time for questions from the Board. Then, make room for the next testifier. Board members attending any board meeting remotely must be visible to the public to be considered, present, and meet quorum guidelines. Board members participating remotely must also disclose their location and anyone present at their location during roll call. Meeting participants who are calling or video conferencing in, please mute your microphone when you're not speaking. If you have a question, comment, or wish to enter or second a motion on an action item, please unmute your microphone and identify yourself before continuing to speak. If you encounter technical issues during today's meeting, please use the Zoom chat to send a direct message to our support team. Their names are listed in the message to all participants. To open the chat window, please click the text Bubble icon on the Zoom Toolbar.

Chair Anthony requested a roll call for the Regular Meeting. He asked those participating remotely to give the appropriate disclosures up responding.

Vice Chair Jonathan Kaneshiro joined via Zoom, responded aye, and disclosed that he was alone at his location; Board Member Bryan Andaya joined via Zoom, responded aye, and disclosed that he was alone at his location; Board Member Gene Albano via Zoom responded aye, and disclosed that he was alone at his location; and Board Member Edwin Sniffen via Zoom, responded aye, and disclosed that he was alone at his location. Chair Anthony was present in the Boardroom. Board Member Kēhaulani Pu'u was absent


Chair Anthony introduced those in the Boardroom: Deputy Manager Erwin Kawata, Board Secretary Joy L. Cruz-Achiu, Manager Secretary Kimberly Kuwaye, and Information Specialist II Wayne Maria. Deputy Jeff Lau and Deputy Jessica Wong joined via Zoom from the City and County Corporation Counsel.

ITEM FOR INFORMATION NO. 1

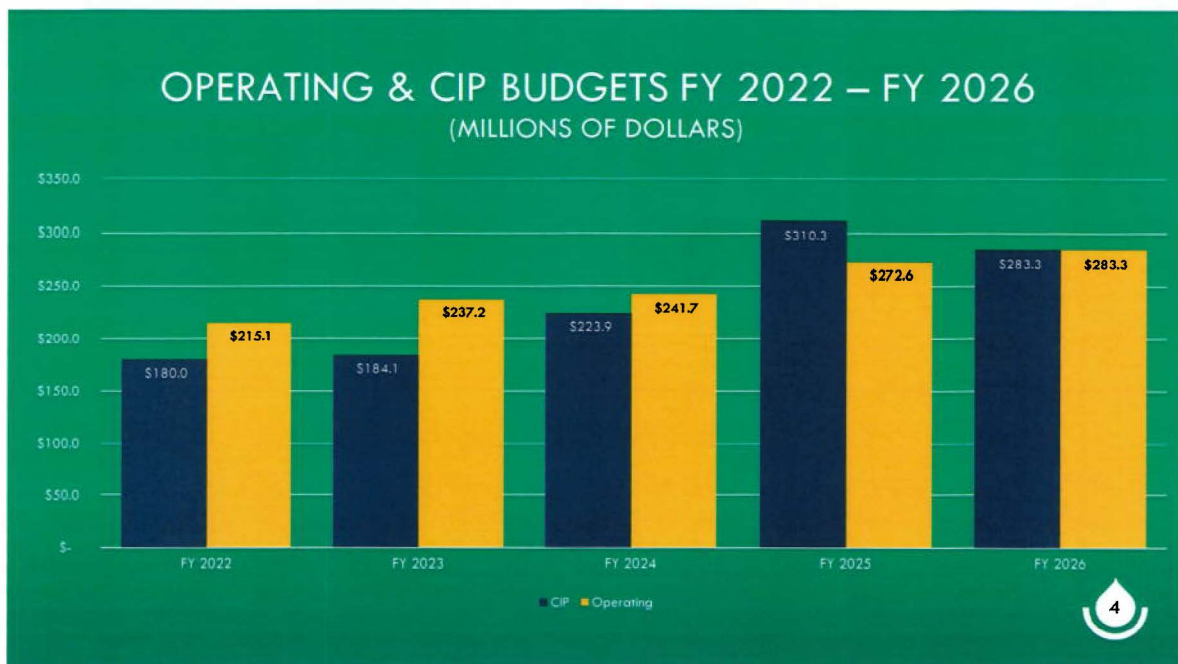
Chair Nā'ālehu Anthony recognized Ms. Raelynn Nakabayashi, Executive Office Assistant I, Executive Support Office, and Mr. Patrick Chun, Acting Program Administrator, Capital Projects Division.

Ms. Raelynn Nakabayashi began the presentation by stating that the BWS Operating Budget for Fiscal Year 2026 is proposed at \$283,312,488, or 3.9% increase over the prior year, and the Capital Improvement Program (CIP) Budget is proposed at \$283,327,500 or 10.45% decrease over the prior year.

FY 2026 BUDGET SUMMARY				
	FY 2025 – Adopted	FY 2026 – Proposed	\$ Change	% Change
Operating Budget	\$272,619,998	\$283,312,488	\$10,692,490	3.92%
Capital Improvement Program Budget	\$316,391,000	\$283,327,500	(\$33,063,500)	-10.45%
Total	\$589,010,998	\$566,639,988	(\$22,371,010)	-3.80%



Ms. Nakabayashi stated that the Operating Budgets have consistently grown over the years due to increases in operating costs. Fiscal Year (FY) 2026 Increases are primarily due to rising costs in materials, supplies and services, and fixed charges. The increases in the CIP Budget are driven by increased project costs due to inflation, supply chain disruptions, and tariffs. The BWS's CIP Budget has steadily increased over time as it continually works to repair, replace, and invest in its existing infrastructure, as the BWS contends with Red Hill.



Ms. Nakabayashi shared that the proposed Operating Fund Budget is based on total operating fund resources of \$415 million (M). The BWS adopted a rate increase in November 2023 that became effective in February 2024; however, the rate increases were deliberately held to no more than 10% to avoid rate shock for ratepayers. Therefore, rebuilding the BWS's diminished fund balance would be gradual. Despite increased inflationary pressures and the Red Hill crisis, the BWS is dedicated to maintaining safe and reliable water service. The Fiscal Year 2026 operating budget reflects increases in expenditures and strategic use of the Operating Fund at a time when borrowing is more expensive. The result is a projected fund balance or carryover into the future of \$52.6M.

OPERATING FUND RESOURCES AND EXPENDITURES (MILLIONS OF DOLLARS)

	FY 2024 - Actual	FY 2025 - Adopted	FY 2026 - Proposed
	Actual Budget	Adopted Budget	Proposed Budget
Beginning Balance	\$63.7	\$66.0	\$82.0
Revenues	\$274.0	\$299.2	\$333.0
Lapses/ Adjustments	\$6.3	\$0.0	\$0.0
Total Resources	\$344.0	\$365.2	\$415.0
Operating Expenditures	\$222.1	\$272.6	\$283.3
Capital Improvement Program	\$28.7	\$68.5	\$79.1
Total Expenditures	\$250.8	\$341.1	\$362.4
Ending Balance	\$93.2	\$24.1	\$52.6

Ms. Nakabayashi continued by sharing the highlights and changes in the Operating and CIP budget from the previous fiscal year, which consisted of the proposed operating fund expenditures increasing by 3.9% and anticipated revenue increases of 11.3%.

OPERATING FUND REVENUE & EXPENDITURE SUMMARY (MILLIONS OF DOLLARS)

	FY 2025	FY 2026	Change	
	Adopted	Proposed	\$ Mil.	%
Revenues	\$299.2	\$333.0	\$33.8	11.3%
Total Operating Expenditures	\$272.6	\$283.3	\$10.7	3.9%

Ms. Nakabayashi stated that the BWS CIP budget reflects the growing need to invest in its infrastructure. Therefore, the BWS has diversified funding sources by expanding its funding

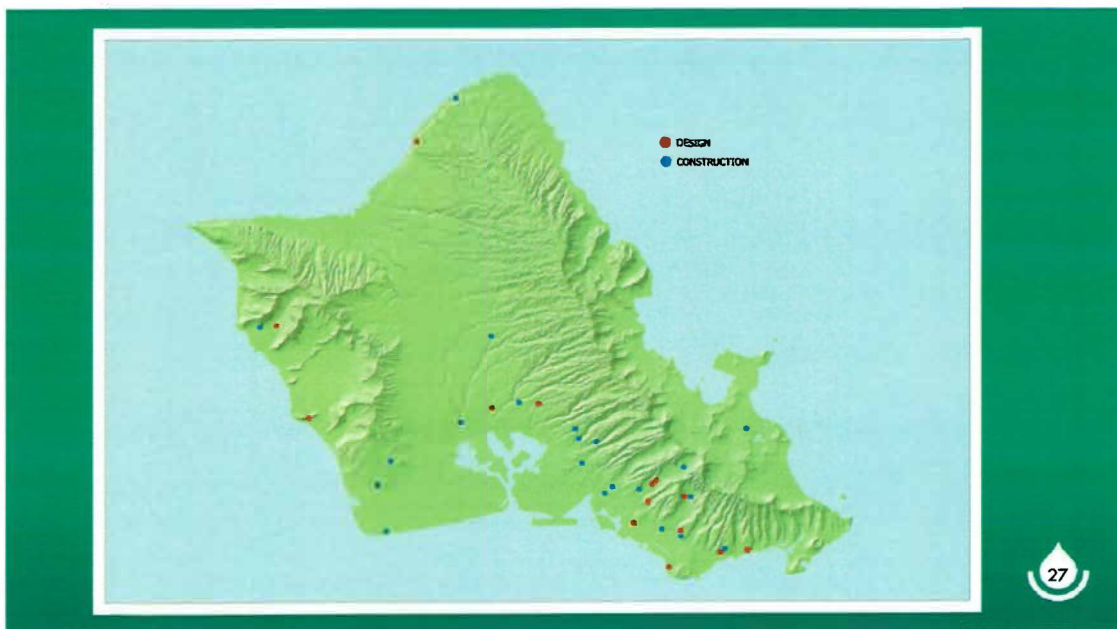
streams and taking advantage of low-interest loans with the State Revolving Fund (SRF) loans, Water Infrastructure Finance and Innovative Act (WIFIA) loans, and grants.

Ms. Nakabayashi introduced Mr. Patrick Chun, Acting Program Administrator of the Capital Projects Division, to share more details on the CIP Budget.

Mr. Patrick Chun stated that the annual CIP ensures the BWS achieves its vision and mission, "Water for Life." Providing safe, dependable, and affordable water now and into the future. The Capital Projects Division compiles the annual program and includes projects from all divisions and staff offices. The proposed CIP supports the Department's vision and mission and is aligned to meet the goals and objectives of each Division to support the Water Master Plan (WMP), the BWS Strategic Plan, and the six-year long-range CIP. The CIP carefully balances the water system's needs by providing safe, reliable water service with cost-effective management of assets and funding.

Mr. Chun shared that the CIP comprises three project categories: Research and Development, Renewal and Replacement, and Capacity Expansion. The budgeted amounts for each category: Research and Development \$28.5M, Renewal and Replacement \$103.4M, and Capacity Expansion \$92M.

Mr. Chun named some of the various new design and construction projects for Fiscal Year 2026 and shared some general information and approximate locations.



Ms. Nakabayashi shared that the CIP Budget includes operating funds and other diversified fund sources, which include the SRF loan, WIFIA loan, and Extramural fund, which are highlighted in yellow.

CAPITAL IMPROVEMENT PROGRAM BUDGET FY 2026 IN MILLIONS OF DOLLARS

	Categories	Operating Fund	State Revolving Fund	Special Expendable Fund	Improvement Fund	Extramural Fund	Water Infrastructure Finance and Innovation Act	Total
I.	Research & Development	13.500	0.000	0.000	15.000	0.000	0.000	28.500
II.	Renewal & Replacement	47.650	48.200	0.000	7.500	0.000	0.000	103.350
III.	Capacity Expansion	0.300	10.000	5.725	0.000	19.000	57.000	92.025
	Subtotal	61.450	58.200	5.725	22.500	19.000	57.000	223.875
	Construction Cost Index	6.728	8.130	4.000	3.375	0.000	4.000	26.233
	Contract Adjustment	10.950	1.540	1.190	17.540	0.000	2.000	33.220
	Total	79.128	67.870	10.915	43.415	19.000	63.000	283.328

Ms. Nakabayashi mentioned another highlight included in the Fiscal Year 2026 CIP budget is the added “Be it further resolved” in the Fiscal Year 2026 resolution, which allows the BWS to utilize non-operating CIP funds for 24 months instead of the typical 12 months. The 24-month time would give the BWS flexibility and time to execute projects.

FY 2026 ALLOWS FOR USAGE OF NON-OPERATING CIP FUNDS FOR 24 MONTHS

BE IT FURTHER RESOLVED that any appropriations authorized in this resolution for the Capital Improvement Program Budget, excluding funds appropriated in the Operating Fund of the Capital Improvement Program Budget or any amendment thereto, shall be valid for the fiscal year beginning July 1, 2025, and ending June 30, 2026, and twelve months thereafter. Any part of such appropriation that is not expended or encumbered shall lapse on June 30, 2027; and

- This change to the language in the budget resolution allows BWS to utilize non-operating CIP funds for 24 months which will provide more flexibility and time to execute projects.
- Projects are taking longer to complete due to increases in permitting and regulation.

32

In conclusion, Ms. Nakabayashi presented the Fiscal Year 2026 Operating and CIP Budget Summary.

FY 2026 BUDGET SUMMARY

	Operating Fund	State Revolving Fund	Special Expendable Fund	Improvement Fund	Extramural Fund	Water Infrastructure Finance and Innovation Act	Total
Operating Budget	\$ 283,312,488						\$ 283,312,488
Capital Improvement Program Budget	\$ 79,127,500	\$ 67,870,000	\$ 10,915,000	\$ 43,415,000	\$ 19,000,000	\$ 63,000,000	\$ 283,327,500
Total - All Funds	\$ 362,439,988	\$ 67,870,000	\$ 10,915,000	\$ 43,415,000	\$ 19,000,000	\$ 63,000,000	\$ 566,639,988



Ms. Nakabayashi stated that the BWS will remain focused on its vision, “Ka Wai Ola,” to ensure safe water drinking water will continue to comply with all drinking water regulations, including the new rules related to per- and polyfluorakyl substances (PFAS), lead, and copper, and work to ensure that the Red Hill crisis does not impact the BWS and ratepayers through continued testing, monitoring, and developing new wells. To ensure dependable water, the BWS will continue updating its Water Master Plan, which will help guide the implementation of high-priority projects. To provide affordable water, the BWS will maintain strong financial management practices, exercise fiscal prudence, and seek federal and state government funding where available.

Board Member Bryan Andaya referred to a time during COVID when employee development and opportunity funding were trimmed and asked if funding would be restored in the Fiscal Year 2026 budget.

Ms. Nakabayashi replied that employee development and opportunities that require travel expenses are included in the Fiscal Year 2026 budget with the approval of the Manager and Chief Engineer, as noted in the BWS policy.

Board Member Andaya mentioned the department cutback that the BWS had to make during COVID and the beginning of the Red Hill crisis and asked if it would be reinstated in the Fiscal Year 2026 budget.

Ms. Nakayashi responded that the department, employee development and opportunity cutbacks were specific to the COVID years and exclusive to that fiscal year. During the COVID years, electricity costs also increased higher than the BWS projected. Therefore, each division was asked to reduce its spending by up to 10%. However, since the BWS implemented its rate increases, it has done its best to keep its operating budget and revenues aligned.

Board Member Andaya inquired if the BWS has a plan and budget for exploring treatment related to the Red Hill crisis.

Deputy Manager Erwin Kawata replied that the BWS had started a treatment project for per- and polyfluoroalkyl (PFAS) treatment project, which is ongoing.

Ms. Nakabayashi shared that on page CIP-3, line 29 of the Draft Budget Book is a line for Temporary Drinking Water Treatment Systems, which budgets \$5M annually due to the uncertainty of PFAS.

Board Member Andaya asked Ms. Nakabayashi to explain how the BWS would be open to contractor claims if the BWS stayed within the usual 12-month CIP project completion time.

Ms. Nakabayashi explained that the usual 12 months only allow the BWS to solicit and advertise, open bids, and award the project within 12 months. In some cases, the BWS awarded contracts but was then required to delay the notice to proceed. This delay in allowing the contractors to begin work on awarded contracts opens the BWS to delay claims by the contractor. For example, if a contract were awarded in June and included a Notice to Proceed, which would be issued within 180 days, contractors would have put in bids that accounted for work beginning within that timeframe. Therefore, if after 180 days have passed and the BWS still hasn't received the required permits to allow a Notice to Proceed to be issued, that contractor may have the right to compensation for damages due to the delayed start. The BWS plans to use the additional 12 months to allow permits to be granted and in hand before soliciting project bids to prevent any delay claims against the BWS.

Chair Nā'ālehu Anthony asked if the additional time would cause a lag in completed projects.

Ms. Nakabayashi replied that in prior years, when only 12 months were allowed, the Capital Projects semi-annual report reported that most projects are executed in the fourth quarter, creating a hockey stick figure, which is the shape that results when projects are graphed against time, at the end of the fiscal year due. The purpose of extending the execution period is to provide time to obtain proper documents and permits and avoid returning to the Board for a budget amendment due to lack of time to execute a project, which would otherwise lapse the money appropriated for a project. The BWS intends to proceed with bid projects with permits in hand.

Board Member Lance Wilhelm commented that from a contractor's view, he knows delays can occur. His only fear about extending the 12-month execution time limit to 2 years is that the hockey stick-like figure could be more extended. However, it could benefit the BWS by allowing the BWS to get more work out over time.

Ms. Nakabayashi stated that the BWS will do its best to prevent the longer hockey stick. Both she and Mr. Chun have been told not to delay any projects if it is not necessary by Manager Ernest Lau and Deputy Manager Kawata. If projects are delayed and not executed without good reason, the BWS will return to the original 12 months. The added "be it further resolved" was added after staff recommended it due to current experiences with permitting delays.

Deputy Manager Kawata mentioned that Manager Lau initiated regular meetings with agencies for whom the BWS may need permit approvals and authorizations to keep track of the different projects and move them along as quickly as possible.

Board Member Wilhelm commented that holding a contract for more than 100 days may become difficult due to rising vendor prices.

Ms. Nakabayashi responded that during times of such uncertainty in the economy, where a notice to proceed is 200 days out, it would not serve the ratepayers or the BWS well. Therefore, the BWS will continue to work on executing projects promptly and efficiently.

Board Member Andaya inquired if the BWS regularly meets with the General Contractors Association (GCA).

Mr. Chun responded that the BWS meets with the GCA quarterly but has since corrected that meetings are held quarterly.

Board Member Wilhelm asked if the CIP cost noted in the budget is the cost of one project or a total for all projects in one fiscal year. He mentioned that the desalination plant, noted on CIP-6, is \$76M.

Ms. Nakabayashi stated that the Kalaeloa Sea Water Desalination Facility project was awarded at \$149M and was intended to be funded over multiple fiscal years, making funds available as needed. Ms. Nakabayashi thanked the US Bureau of Reclamation for the \$19M grant and mentioned that the WIFIA loan is still pending.

	Operating Fund	State Revolving Fund	Special Expendable Fund	Improvement Funds	Extraneous Fund	Water Infrastructure Finance and Innovation Act	Total
E. Facilities							
45. Kalaeloa Sea Water Desalination Facility							
Construction Contract - Design (DCM) contract for a 1.7 MGD desalination facility with limited overland for future expansion. Install 16-inch transmission main along the paved boundary from desalination facility to Olai Street, along Olai Street, from end-to-Kalahehewa-Grove, along Kalahehewa-Grove, from Olai Street to the existing 16-inch main near the Northern end of Trunk 9-1-031322 - approx. 4,300 lin. ft.	CONST				19,000,000	30,900,000	69,900,000
Abrogation of Deed Property Deed and Acquisition of Olai Street Rightway Lot	LAND					6,500,000	6,500,000
Facilities Total					19,000,000	37,400,000	76,400,000
Total Category III - Capacity Expansion	300,000	10,000,000	6,725,000		19,000,000	57,000,000	82,825,000
Total Categories I - III	61,450,000	58,200,000	6,725,000	22,500,000	18,000,000	57,000,000	223,875,000
Construction Cost Index Adjustment	6,727,500	8,130,000	4,000,000	3,375,000		4,000,000	26,232,500
Contract Adjustment Account	18,950,000	1,540,000	1,190,000	17,540,000		2,000,000	33,220,000
FY26 Capital Improvement Program Total	79,127,500	67,870,000	16,915,000	43,415,000	18,000,000	63,000,000	263,327,500

CIP-6

Mr. Barry Usagawa, Program Administrator, Water Resources Division, shared that the Kalaeloa Sea Water Desalination project is divided into four budget phases: design, build, operate, and maintain. The BWS is in the design development phase and hopes to begin construction in February or March 2026.

Ms. Nakabayashi explained that unlike the Kalaeloa Sea Water Desalination project, in which funding is budgeted in multiple fiscal year increments, most projects, such as the Mililani Wells II GAC Installation project on line 44, page CIP-5, list the total project cost, which has a 12 to 18

month construction schedule. Therefore, all funds are encumbered at the time of award and spending occurs over the life of the project. The money, even if not expended, is not re-budgeted into the next fiscal year as it has already been encumbered.

Chair Anthony inquired if the funds made available for a specific project in the budget are exclusive to just that project named.

Ms. Nakabayashi replied that the CIP projects listed in the CIP budget are the only projects that can be worked on. If a project is not listed in the budget is contemplated, that project would be for the next fiscal year, or an amendment must be done.

Board Member Wilhelm requested that since the BWS had implemented a rate increase, would it be possible to include the dollar increase and total consumption in a future report for comparison.

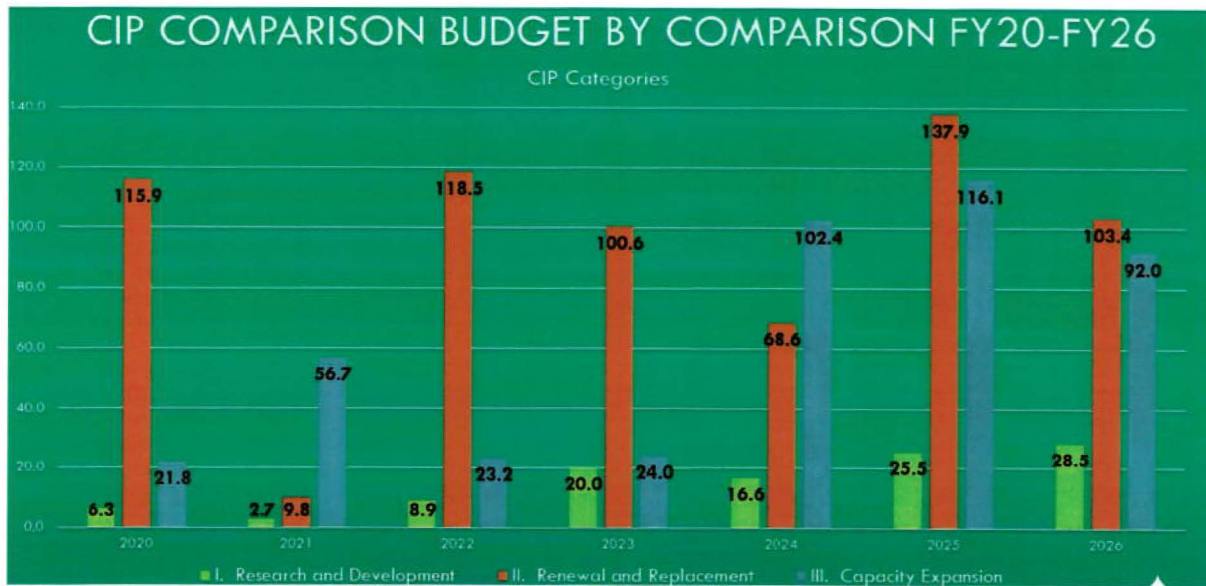
Ms. Nakabayashi responded that she would include a slide in the Public Hearing presentation on Tuesday, May 27, 2025.

Vice Chair Jonathan Kaneshiro asked if the BWS included any possible tariff increases.

Ms. Nakabayashi referred back to page CIP-6 and shared that the BWS puts aside money each fiscal year into a Construction Index Adjustment Account, which is typically 10% of all the construction costs included in the budget. However, for Fiscal Year 2026, the BWS increased that percentage due to potential price increases. Divisions such as Field Operations, Information Technology (IT), and Water System Operations, which have higher spending, were granted their budget request plus 10%. Vehicle and equipment replacements are also included in the Fiscal Year 2026 budget and received an increase of 10%. The vehicle list is being carefully reviewed, light-duty vehicles are being considered for recycling and return to the fleet for redistribution, and heavy equipment is being inspected for safety. The BWS replaces vehicles and equipment when they are no longer serviceable.

Chair Anthony mentioned that before the Red Hill spill, the BWS had been working on a goal to complete 21 miles of pipeline per year. However, due to the resources that Red Hill required, the BWS deviated from its goal to tend to Red Hill issues. He asked what the BWS is doing to ensure other long-term goals are met.

Ms. Nakabayashi stated that the CIP is comprised of three categories: Research and Development, Renewal and Replacement, and Capacity Expansion. Before the Red Hill issue, the BWS was focused on renewal and replacement, investing in the current BWS system. Unfortunately, the BWS had to spend more on research and development to look for water and develop a monitoring well network to characterize what is in the aquifer, leading to capacity expansion. If the BWS can identify a reliable and safe source, the BWS will invest in expanding its system.



Ms. Nakabayashi thanked the Board for supporting and funding the WMP update. A WMP update may seem premature; however, times have changed, and a lot has happened. The BWS weathered through the COVID pandemic, but impacts to supply and demand continue to impact project cost and delivery. Furthermore, the BWS continues to deal with the Red Hill crisis. An updated WMP would enable the BWS to incorporate these major changes and develop a long-term planning document. With the BWS's current resources, both staffing and funding, the BWS must prioritize and develop metrics that are achievable.

Ms. Nakabayashi shared that in Fiscal Year 2021, the BWS accomplished its highest record of replacing nine miles of pipeline. However, since 2021, it has been a slow climb due to the lack of staffing, limited funding resources, and competing priorities. To achieve the 21 miles of pipeline, the BWS would need to study its metrics and look at available resources to set achievable goals.

Mr. Usagawa added that the BWS will review the performance metrics and reprioritize. He commended the Field Operations Division for proactively working to detect and repair the leak before it became a main break. The BWS will examine the performance and budgetary metrics in a two-year process.

Board Member Wilhem commented that the demand pressures are extremely high since housing is the focus for most elected officers, which adds pressure on other departments.

Chair Anthony also commented on the assumption that water would always be available without considering the possible effects on the BWS and its system. Therefore, looking at all aspects of the BWS and the long-term implications to its staff and budget resources is essential.

Board Member Andaya added that the personnel budget remained flat, but staff overtime dramatically increased, which indicates that staff also affects the metrics. Without enough staffing, more money is spent on overtime and not reaching its goal of 21 miles of pipeline.

Chair Anthony commented that filling vacant positions is an ongoing challenge statewide. The question is how to fill those positions.

Ms. Nakabayashi stated that the BWS has 741 positions; however, 30% of those positions are vacant. The BWS is doing its best to fill vacant positions. The steady total salaries are because the salary schedule is set up through Fiscal Year 2025. The United Public Works (UPW) and Hawai'i Government Employees Association (HGEA) unions are in negotiations for Fiscal Year 2026.

Chair Anthony expressed gratitude to the BWS for upending service to all customers during unprecedented and challenging times. From replacing pipelines, shutting off wells and reorganizing water distribution, testing for PFAS, installing monitoring wells and GAC systems, and still meeting the charter is no easy task. He also mentioned staying watchful of any changes in state and federal programs and keeping in touch with them as it would affect the BWS's finances.

Ms. Nakabayashi replied that Ms. Leanne Matsumoto, Waterworks Controller Finance Division, and her team does a great job communicating with the Department of Health for the SRF loans and the Environmental Protection Agency for the WIFIA loans. The BWS looks into every grant opportunity that may be able to assist with any project. The BWS remains optimistic while weathering the different instabilities.



FY 2026 BUDGET WORKSHOP

Raelynn Nakabayashi & Patrick Chun, P.E.
May 5, 2025

boardofwatersupply.com



FY 2026 OPERATING BUDGET AND CAPITAL IMPROVEMENT PROGRAM BUDGET

RAELYNN NAKABAYASHI, EXECUTIVE SUPPORT OFFICE

MAY 5, 2025

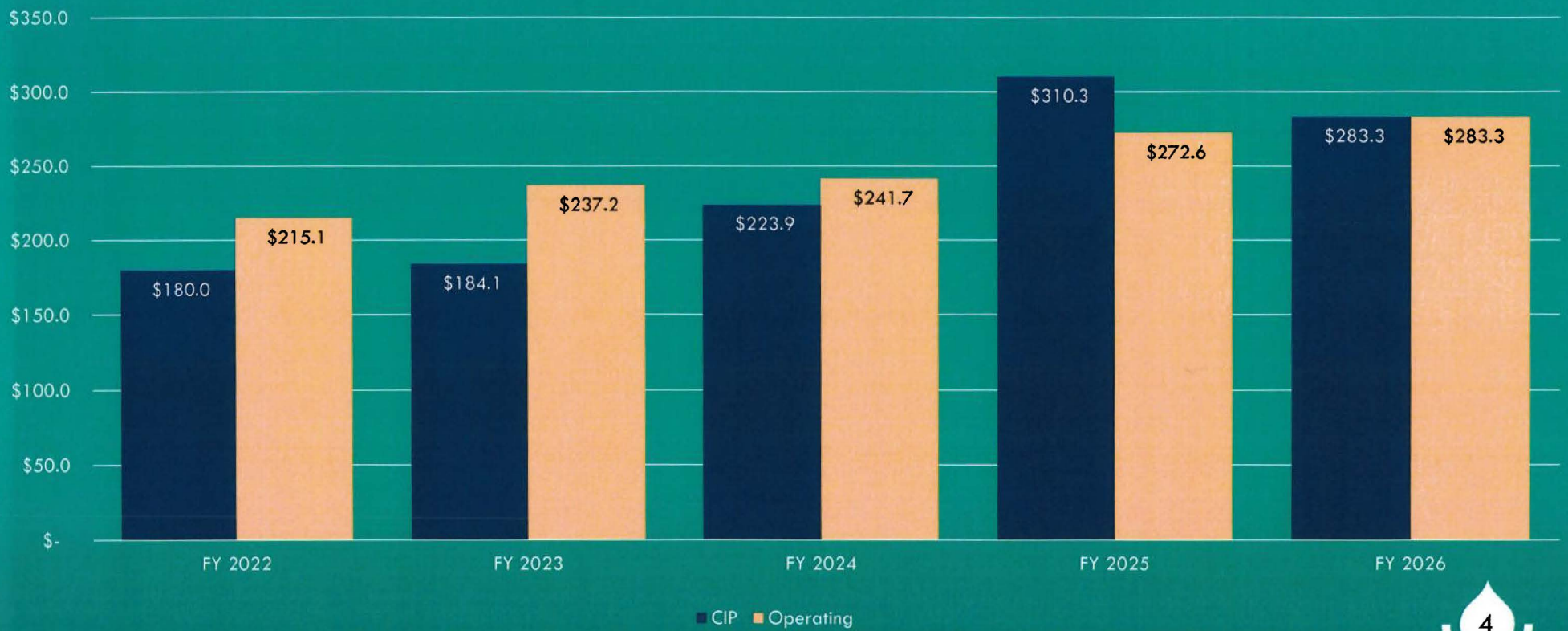
WWW.BOARDOFWATERSUPPLY.COM

FY 2026 BUDGET SUMMARY

	FY 2025 – Adopted	FY 2026 – Proposed	\$ Change	% Change
Operating Budget	\$272,619,998	\$283,312,488	\$10,692,490	3.92%
Capital Improvement Program Budget	\$316,391,000	\$283,327,500	(\$33,063,500)	-10.45%
Total	\$589,010,998	\$566,639,988	(\$22,371,010)	-3.80%

OPERATING & CIP BUDGETS FY 2022 – FY 2026

(MILLIONS OF DOLLARS)



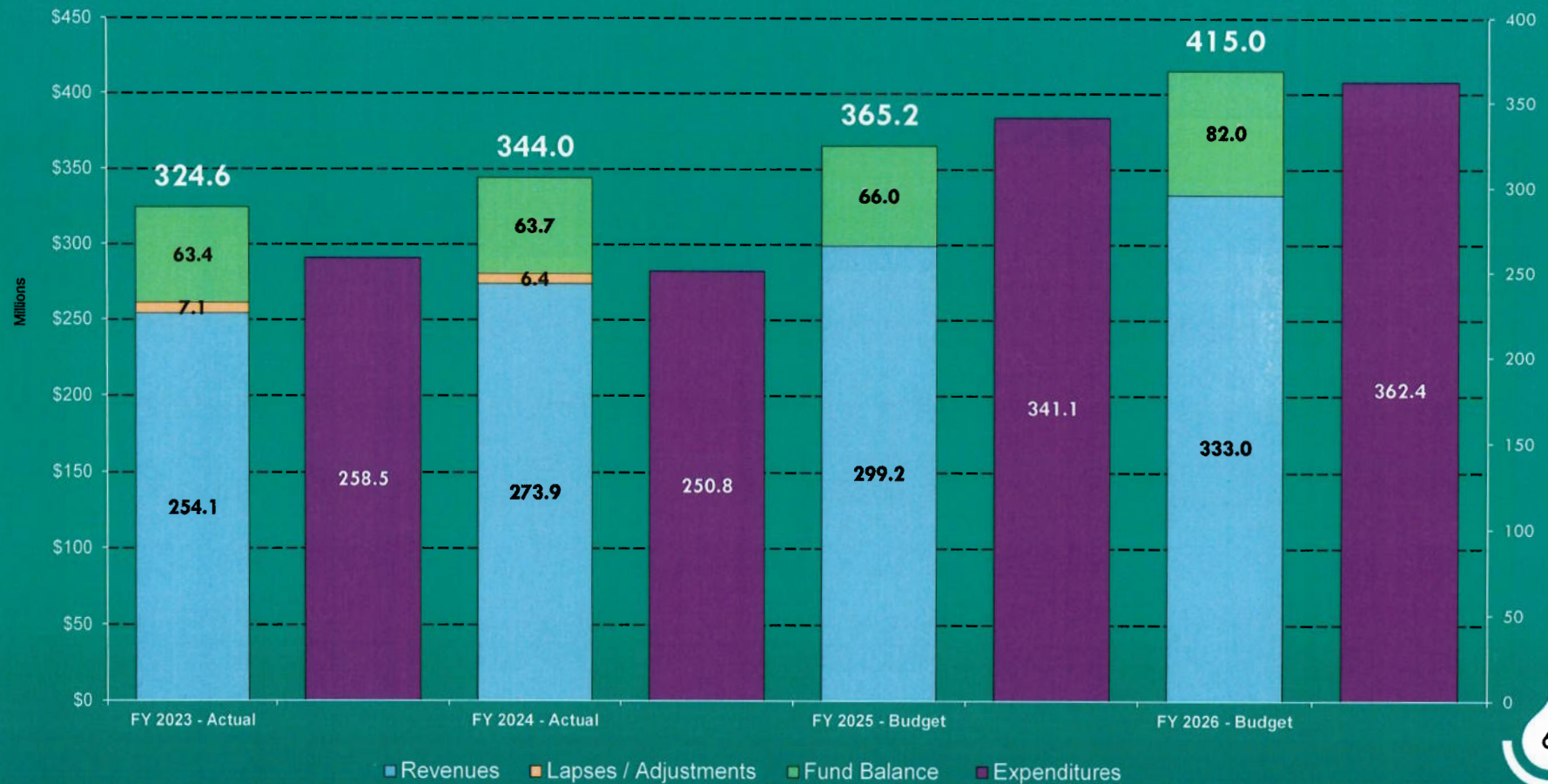
OPERATING FUND RESOURCES AND EXPENDITURES

(MILLIONS OF DOLLARS)

	FY 2024 - Actual	FY 2025 - Adopted	FY 2026 - Proposed
	Actual Budget	Adopted Budget	Proposed Budget
Beginning Balance	\$63.7	\$66.0	\$82.0
Revenues	\$274.0	\$299.2	\$333.0
Lapses/ Adjustments	\$6.3	\$0.0	\$0.0
Total Resources	\$344.0	\$365.2	\$415.0
Operating Expenditures	\$222.1	\$272.6	\$283.3
Capital Improvement Program	\$28.7	\$68.5	\$79.1
Total Expenditures	\$250.8	\$341.1	\$362.4
Ending Balance	\$93.2	\$24.1	\$52.6



TOTAL RESOURCES VS. TOTAL EXPENDITURES (MILLIONS OF DOLLARS)



BOARD ADOPTED FINANCIAL POLICIES

(FISCAL YEAR END JUNE 30, 2024)

4.4.2 Debt Service Coverage – **FY24 – 3.98x (Senior) & 2.91x (All-In)**

Per Board Resolution No. 873, 2017, the financial plan supports the BWS maintaining a minimum of 1.6x debt service coverage on total debt

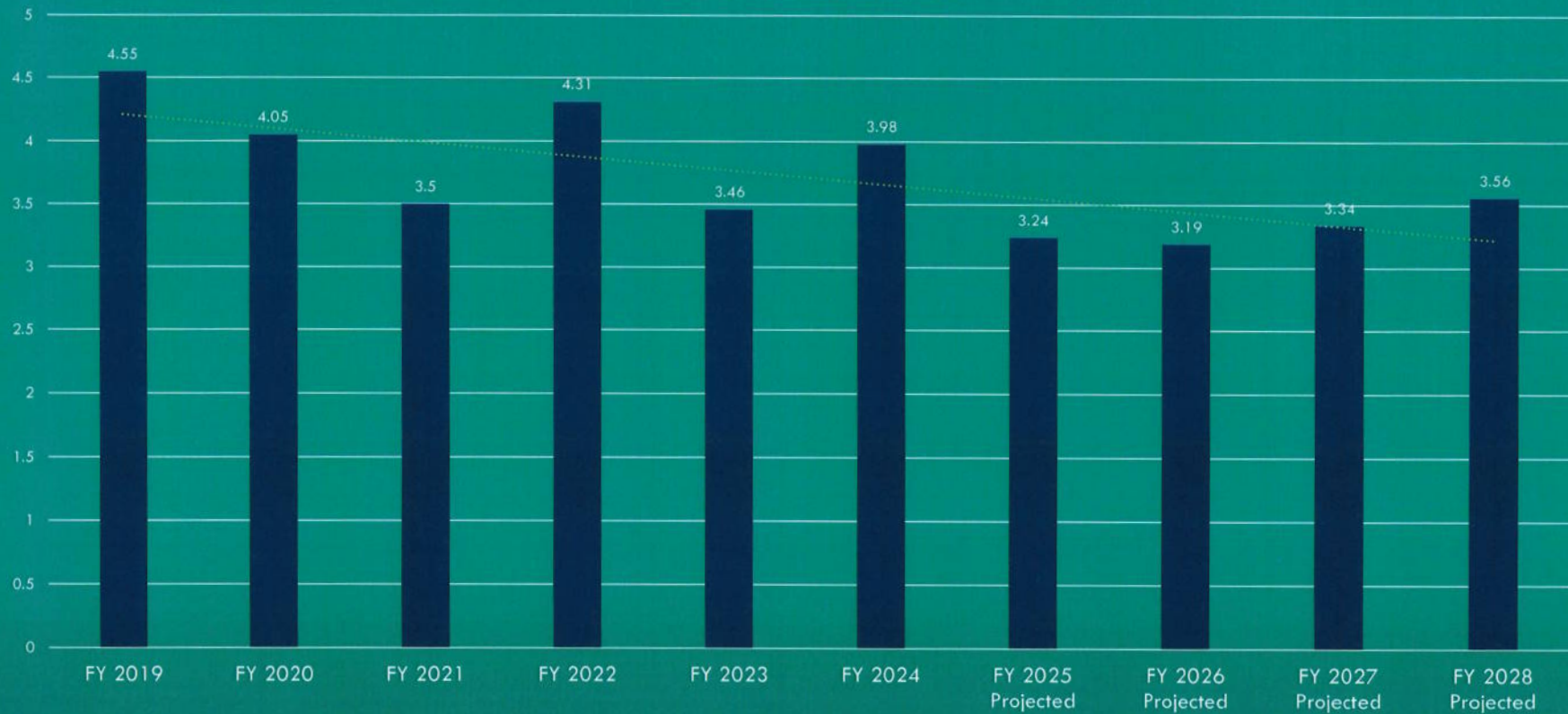
4.4.3 Net Working Capital – **FY24 - 201 Days**

Revenue requirements include targeting 180 days of unencumbered working capital while never having less than 60 days



HISTORICAL AND PROJECTED DEBT COVERAGE

Debt Service Coverage



HISTORICAL BOND RATING(S)

	Moody's	S&P	Fitch
May 2001	Aa3	AA	AA
February 2002	Aa3	AA	AA
January 2004	Aa3	AA	AA
June 2006	Aa3	AA	AA
February 2007	Aa3	AA	AA
April/May 2010	Aa2*	AA	AA+*
March 2012	-	-	AA+
November 2014	-	-	AA+
November 2016	-	-	AA+
November 2018	-	-	AA+
February 2020	-	AAA	AA+
February 2022	-	AAA	AA+
February 2023	-	AAA	AAA
February 2024	-	AAA	AAA

*Change in rating due to recalibration of scale

S&P Global

Explore S&P Global

English

11-Minute

Ratings

About Ratings

Research & Insights

Sectors

Regulatory

Products & Benefits

Events

Honolulu Board of Water Supply

STATE: Hawaii

US\$72.815 mil wtr rty rev bonds ser 2034A (1st PL) 12/2024 due 07/01/2024 (2028 2031 2037 2044 2048 2053)

CLASS	MATURITY DATE	CURRENCY	STATUS	RATING DATE	LAST REVIEW DATE	REGULATORY IDENTIFIERS	CREDITWATCH OUTLOOK	CREDITWATCH OUTLOOK DATE
2034A	01-Jul-2025	Local Currency LT	AAA Regulatory Disclosure	28-Feb-2024	10-Jun-2023	-	Stable	28-Feb-2024
2034A	01-Jul-2028	Local Currency LT	AAA Regulatory Disclosure	28-Feb-2024	30-Jun-2023	-	Stable	28-Feb-2024
2034A	01-Jul-2027	Local Currency LT	AAA Regulatory Disclosure	28-Feb-2024	10-Jun-2023	-	Stable	28-Feb-2024

CREDIT SUMMARY

Honolulu Board of Water Supply (HI)

US Public Finance / Infrastructure and Project Finance/Global / North America/United States

EU Endorsed, UK Endorsed; Solicited by or on behalf of the issuer (sell side)

01 Ratings

RATING	ACTION	DATE	TYPE
AAA	Review - No Action	20-Dec-2024	Long Term Issuer Default Rating

KEY RATING FACTORS

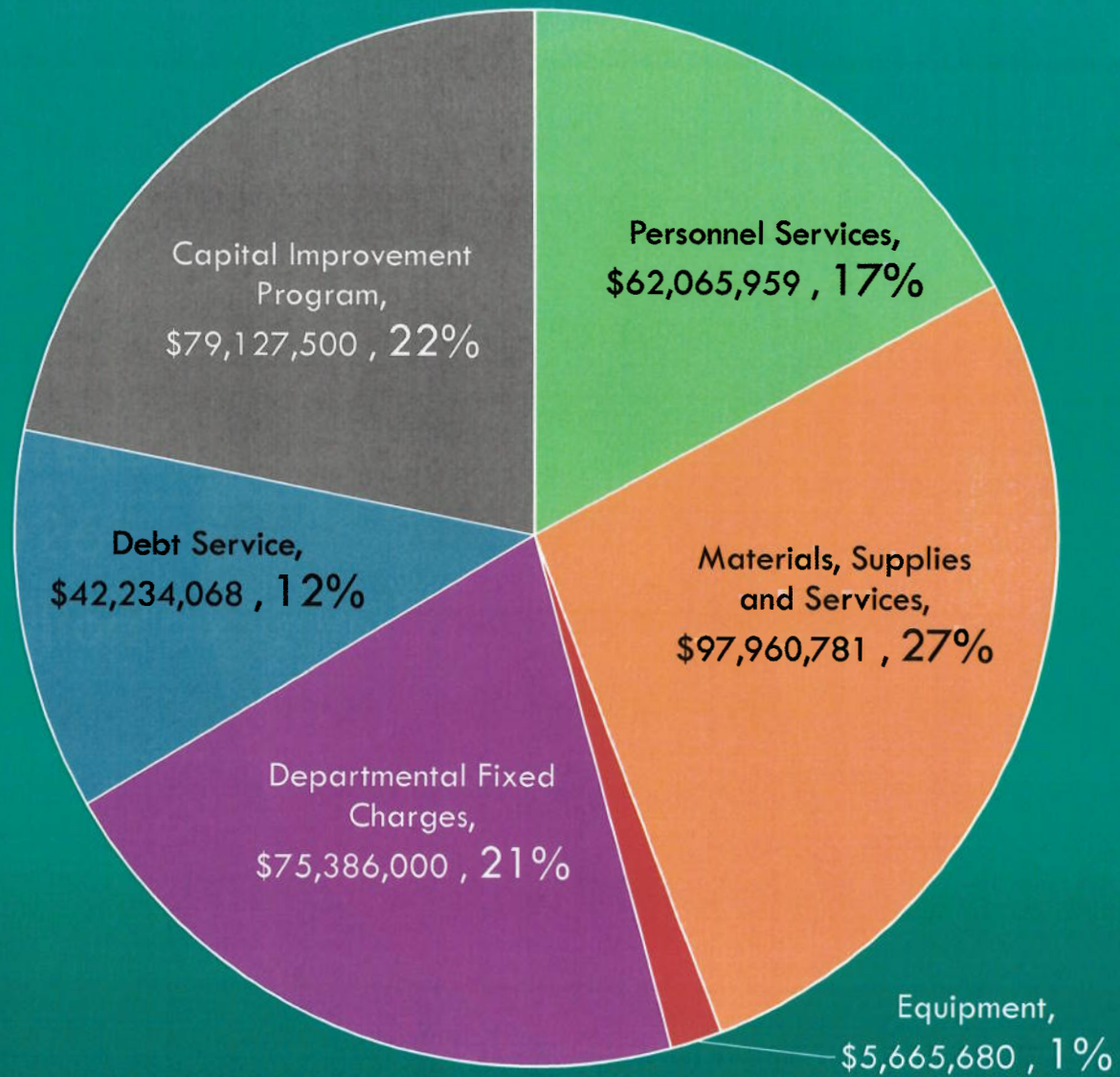
Revenue Defensibility
Operating Risk
Financial Profile

RATING HISTORY

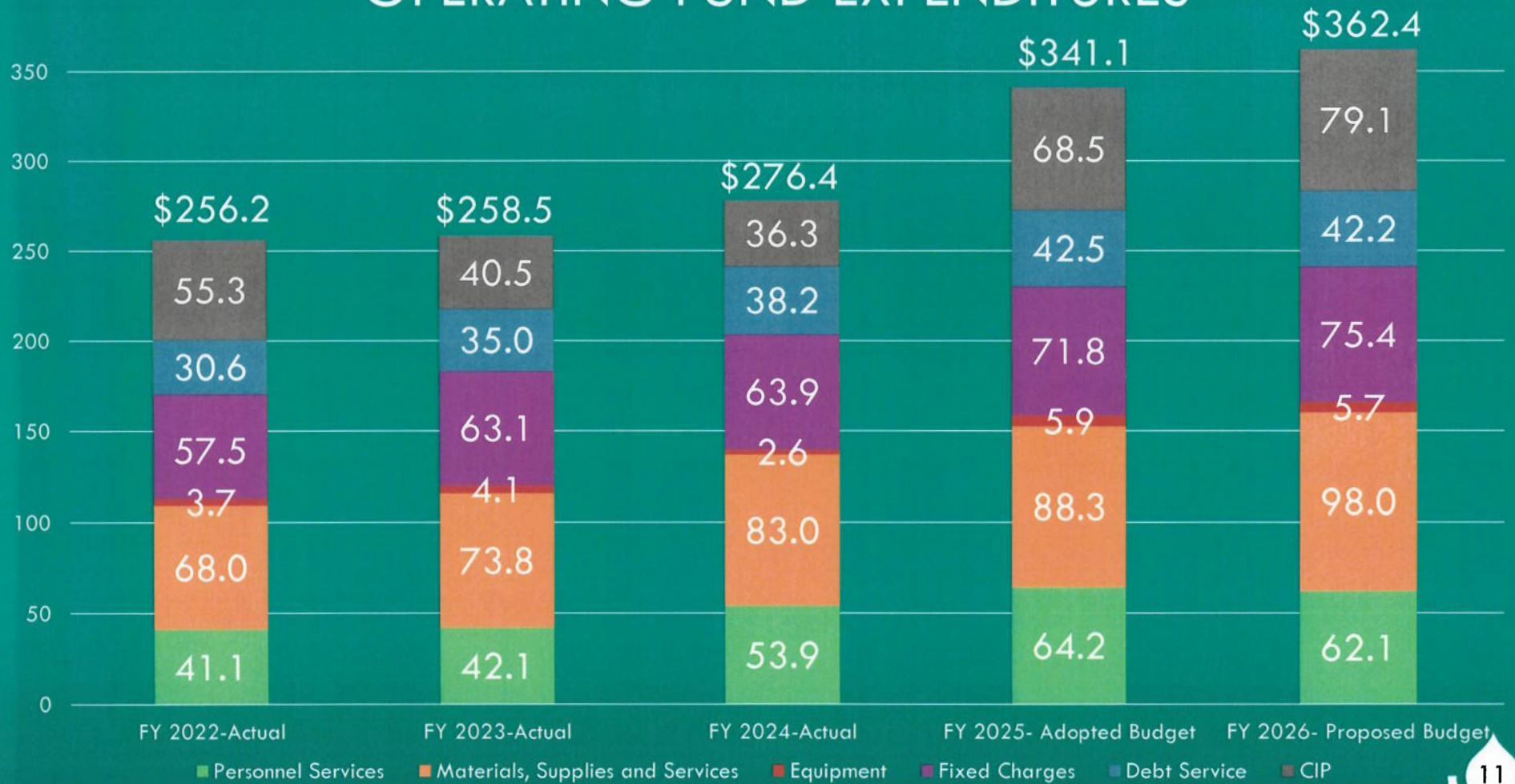
LONG TERM ISSUER DEFAULT RATING

DATE	RATING	ACTION
20-Dec-2024	AAA	Review - No Action
21-Feb-2024	AAA	Affirmed
27-Feb-2023	AAA	Upgrade

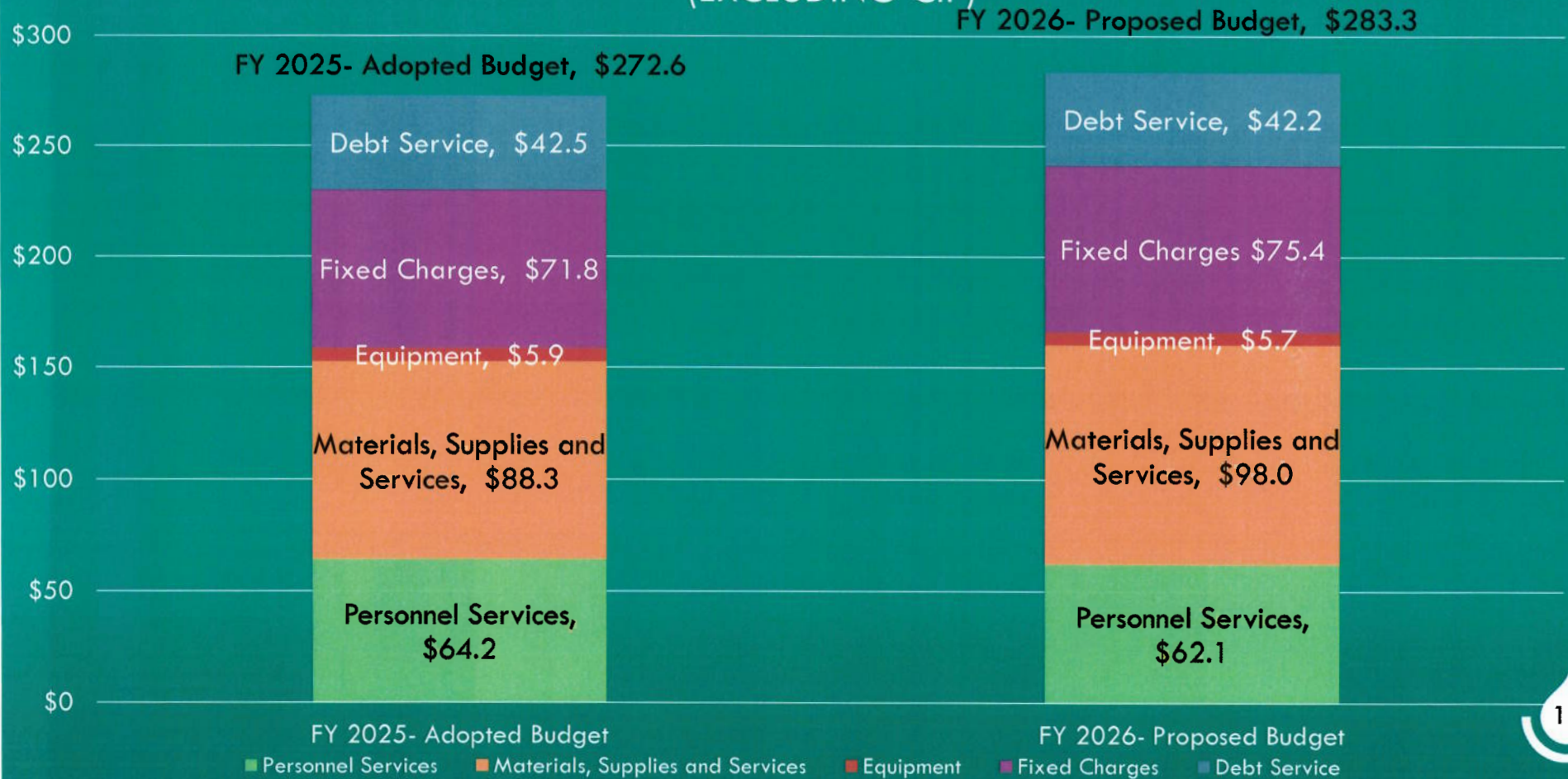
Operating Fund
Expenditures
for FY 2026
\$362.4 million



OPERATING FUND EXPENDITURES



OPERATING BUDGET EXPENDITURES (EXCLUDING CIP)



HIGHLIGHTS OF THE OPERATING BUDGET

Salaries

- No net increase in FTE
 - Department Staffing remains below the Authorized 741 FTE
- \$2.1 million decrease in salaries or 3.3%
- Human Resources Initiatives
 - Optimize and expand operational capacity through reorganizations of functions and the leveraging of technology
 - Recruitment and Advertisement of positions through additional venues



**WAI PROTECTORS
WANTED**
boardofwatersupply.com/jobs



**TAP INTO A
NEW CAREER**
boardofwatersupply.com/jobs



Board of Water Supply

SUMMER WATERSHIP PROGRAM 2025

Engage Explore Experience

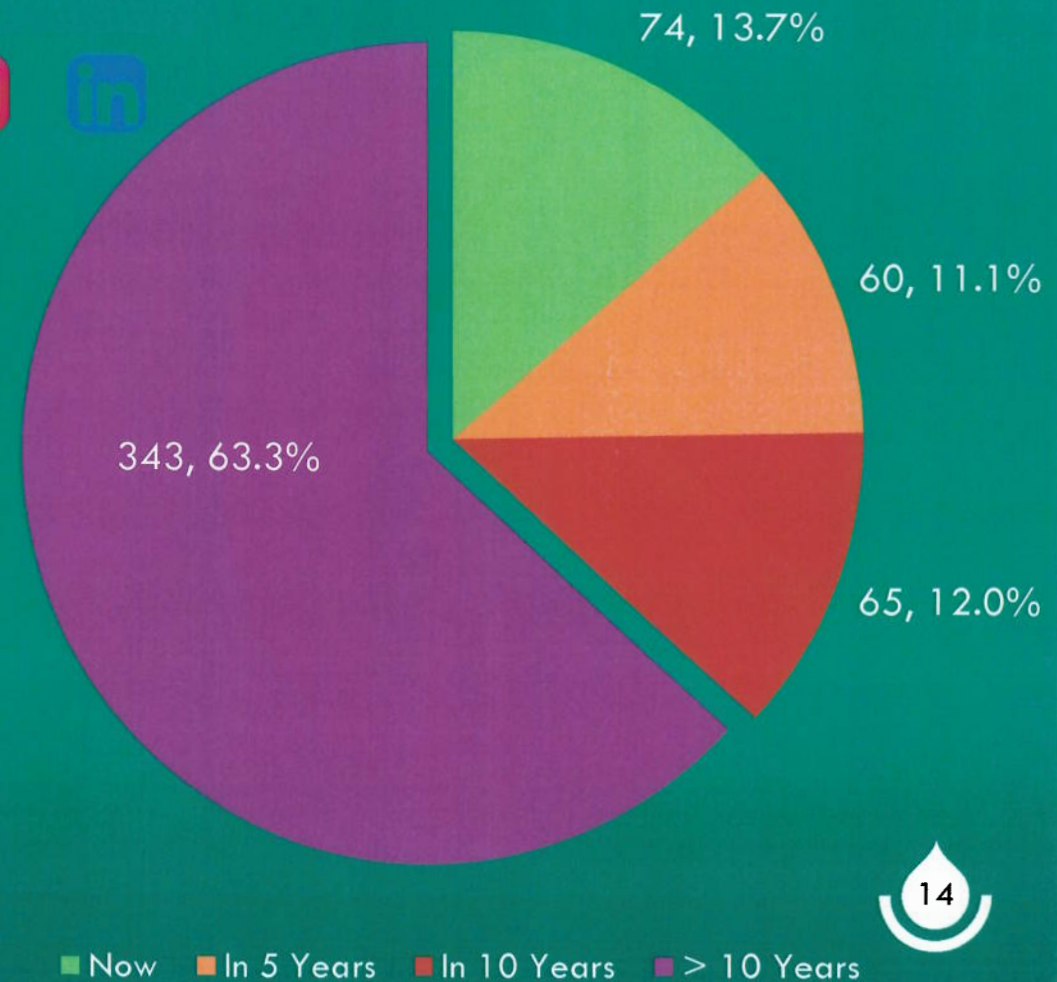


The Board of Water Supply, Water Resources Division's Summer Watership Program offers you real-world experience in engineering, planning, watershed protection, hydraulic modeling, data analysis, water conservation, and more! Your unforgettable summer experience at the Board of Water will include:

Exploring Oahu's microclimates and aquifer systems to learn about responsible watershed, groundwater, and environmental management



Employees Eligible for Retirement



HIGHLIGHTS OF THE OPERATING BUDGET

Materials, Services & Supplies (MS & S)

- \$9.7 million increase in MS&S or 11.0% increase
- Primarily due to increases in funding for Professional and Other Contractual Services.

HIGHLIGHTS OF THE OPERATING BUDGET

Equipment

- \$191.2 thousand decrease or 3.3% attributable to decreases in purchases of equipment

Debt Service

- \$262.6 thousand decrease or 0.6% because no new debt was issued in 2025

HIGHLIGHTS OF THE OPERATING BUDGET

Fixed Charges

- \$3.6 million increase or 5.0% increase
 - \$2.7 million increase in budgeted Employee Retirement System (ERS) costs
 - \$1.2 million increase in budgeted Employee Health Benefits



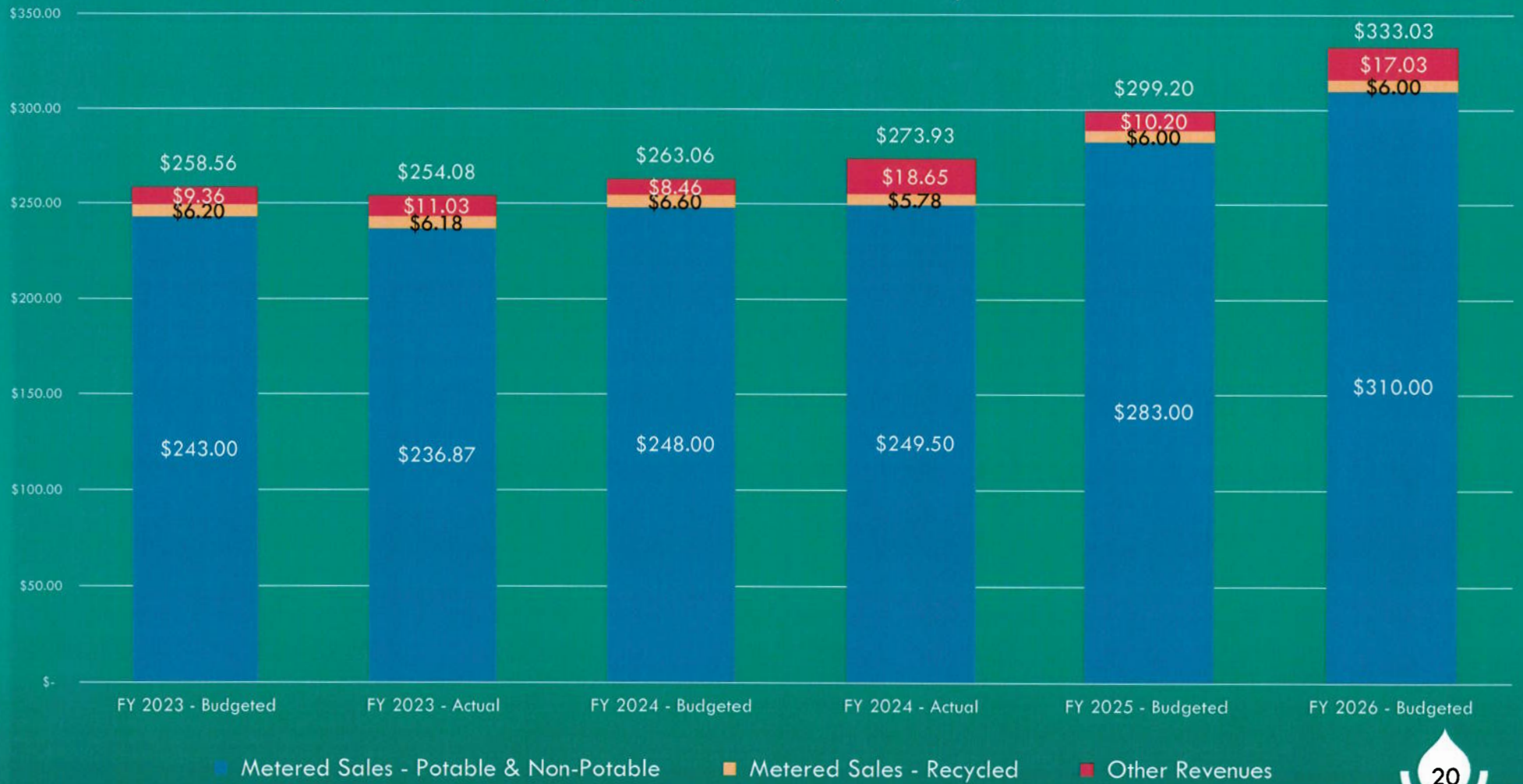
REVENUE HIGHLIGHTS

- Total revenues are projected to increase by about \$33.8 million or 11.3%
- Metered water revenues are projected to slightly increase by \$27.0 million or 9.5% due to the rate adjustment effective July 1, 2025
- Recycled water revenues are projected to remain stable based on the current decreased usage trend and higher rates

REVENUE PROJECTIONS FY 2025

Revenue Sources	FY 2024 Actual	FY 2025 Budget	FY 2026 Budget	% Change
Metered Sales				
Potable & Non-Potable Water	\$ 249,505,458	\$ 283,000,000	\$ 310,000,000	9.5%
Recycled Water	\$ 5,784,480	\$ 6,000,000	\$ 6,000,000	0.0%
Other Revenues	\$ 18,654,418	\$ 10,200,000	\$ 17,025,000	66.9%
TOTAL REVENUES	\$ 273,944,356	\$ 299,200,000	\$ 333,025,000	11.3%

Operating Fund Revenues (In Millions)



OPERATING FUND REVENUE & EXPENDITURE SUMMARY

(MILLIONS OF DOLLARS)

	FY 2025	FY 2026	Change	
	Adopted	Proposed	\$ Mil.	%
Revenues	\$299.2	\$333.0	\$33.8	11.3%
Total Operating Expenditures	\$272.6	\$283.3	\$10.7	3.9%

FUNDING DIVERSIFICATION
EFFORTS REFLECTED IN THE FY 2026
CIP...

Low Interest Loan Financing

\$67.9M in State Revolving Fund Loan
Financing (requested)

\$63.0M in Water Infrastructure Finance
and Innovation Act Financing (requested)

Grants

\$19M Grant awarded from the US
Bureau of Reclamation

FY 2026 CAPITAL IMPROVEMENT PROGRAM BUDGET

U W E K A L A N I O L A K A H O N U A

PATRICK CHUN, P.E. – CAPITAL PROJECTS DIVISION

MAY 5, 2025

WWW.BOARDOFWATERSUPPLY.COM

FY 2026 CIP

- Supports the BWS vision and mission - **Water for Life: Safe, dependable and affordable water now and into the future**
- Aligned with the BWS Water Master Plan, Strategic Plan 2023-2027, BWS's Goals and Objectives, and the Six-Year Capital Improvement Program

Safe and Dependable
Water Service

Infrastructure Costs and Rate
Affordability

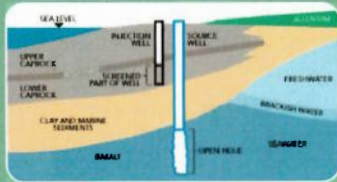
PROJECT CATEGORIES



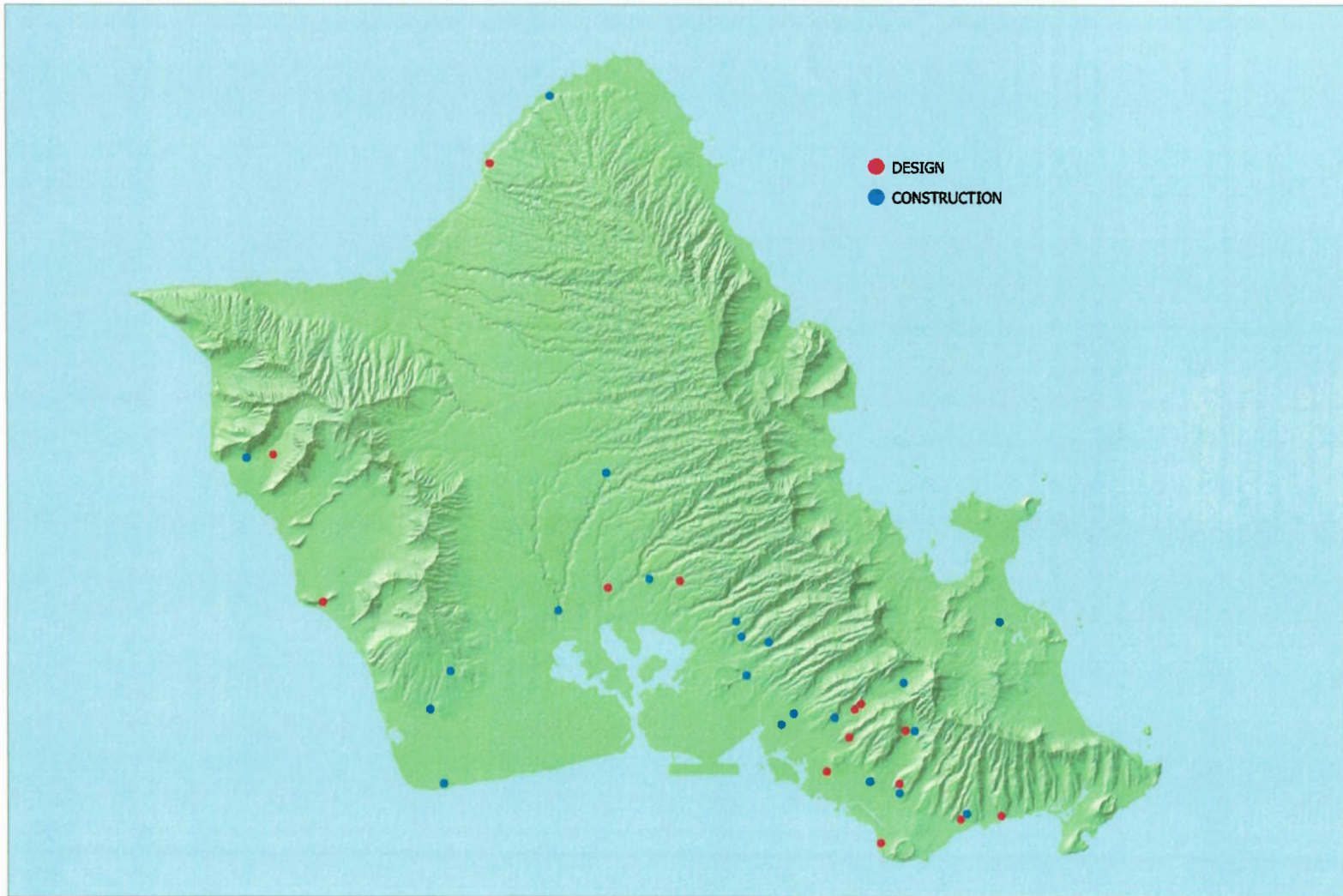
I. Research and Development



II. Renewal and Replacement



III. Capacity Expansion



PROJECT CATEGORY 1 HIGHLIGHTS

Research and Development (\$28.5 Million)

- Construction - Monitoring Wells for Red Hill Contamination Response - \$15.0 Mil
- Construction – Waikele Gulch Exploratory Well - \$7.0 Mil
- Construction Management - \$6.5 Mil



PROJECT CATEGORY 2 HIGHLIGHTS

Renewal and Replacement (\$103.4 Million)

- Const – Wilder Wells Starter Upgrades and Facility Repairs - \$7 Mil
- Const – Kalihi Water System Improvements, Part III & IV - \$26.5 Mil
- Const – Facility Repair and Renovation - \$11 Mil
- P&E – Nu‘uanu Booster No. 2 Relocation - \$1 Mil
- P&E – Kalākaua Ave 12-Inch Main, Monsarrat Ave to Dillingham Fountain - \$1.5 Mil
- P&E – Granular Activated Carbon Disposal Options - \$500 K



PROJECT CATEGORY 3 HIGHLIGHTS

Capacity Expansion (\$92.0 Million)

- Const – Mililani Wells II GAC Installation - \$10 Mil
- Const – Waiawa 228 Reservoirs - \$5 Mil
- Const - Kalaeloa Sea Water Desalination Fac - \$76 Mil
- P&E – Red Hill Contamination Response Production Well – Newtown 550' - \$450 K
- P&E – Pacific Heights Booster No. 1 - \$300 K
- P&E - Mānoa Well II Unit No. 2 - \$275 K



CAPITAL IMPROVEMENT PROGRAM BUDGET FY 2026

IN MILLIONS OF DOLLARS

	Categories	Operating Fund	State Revolving Fund	Special Expendable Fund	Improvement Fund	Extramural Fund	Water Infrastructure Finance and Innovation Act	Total
I.	Research & Development	13.500	0.000	0.000	15.000	0.000	0.000	28.500
II.	Renewal & Replacement	47.650	48.200	0.000	7.500	0.000	0.000	103.350
III.	Capacity Expansion	0.300	10.000	5.725	0.000	19.000	57.000	92.025
	Subtotal	61.450	58.200	5.725	22.500	19.000	57.000	223.875
	Construction Cost Index	6.728	8.130	4.000	3.375	0.000	4.000	26.233
	Contract Adjustment	10.950	1.540	1.190	17.540	0.000	2.000	33.220
	Total	79.128	67.870	10.915	43.415	19.000	63.000	283.328

FY 2026 ALLOWS FOR USAGE OF NON-OPERATING CIP FUNDS FOR 24 MONTHS


BE IT FURTHER RESOLVED that any appropriations authorized in this resolution for the Capital Improvement Program Budget, excluding funds appropriated in the Operating Fund of the Capital Improvement Program Budget or any amendment thereto, shall be valid for the fiscal year beginning July 1, 2025, and ending June 30, 2026, and twelve months thereafter. Any part of such appropriation that is not expended or encumbered shall lapse on June 30, 2027; and

- This change to the language in the budget resolution allows BWS to utilize non-operating CIP funds for 24 months which will provide more flexibility and time to execute projects.
- Projects are taking longer to complete due to increases in permitting and regulation.


FY 2026 BUDGET SUMMARY

	Operating Fund	State Revolving Fund	Special Expendable Fund	Improvement Fund	Extramural Fund	Water Infrastructure Finance and Innovation Act	Total
Operating Budget	\$ 283,312,488						\$ 283,312,488
Capital Improvement Program Budget	\$ 79,127,500	\$ 67,870,000	\$ 10,915,000	\$ 43,415,000	\$ 19,000,000	\$ 63,000,000	\$ 283,327,500
Total - All Funds	\$ 362,439,988	\$ 67,870,000	\$ 10,915,000	\$ 43,415,000	\$ 19,000,000	\$ 63,000,000	\$ 566,639,988

FISCAL YEAR 2026 BUDGETS REMAIN FOCUSED ON OUR CORE VISION – KA WAI OLA



Implementation &
Compliance w/ All Drinking
Water Regulations



Water Master Plan Update
& Implementation of High
Priority Projects



AAA Bond Rating &
Maximization of Federal &
State Funding



Mahalo!

BOARD OF WATER SUPPLY

FY 2026 Budget Workshop

Raelynn Nakabayashi & Patrick Chun, P.E.

boardofwatersupply.com

May 5, 2025

BOARD OF WATER SUPPLY

City and County of Honolulu
Honolulu, Hawai'i



2026 BUDGET

For the Fiscal Year Beginning July 1, 2025,
and Ending June 30, 2026

DRAFT

**BOARD OF WATER SUPPLY
City and County of Honolulu**

**OPERATING AND CAPITAL IMPROVEMENT PROGRAM BUDGET
For the Fiscal Year Beginning July 1, 2025,
and Ending June 30, 2026**

BOARD MEMBERS

Nā'ālehu Anthony, Chair

Jonathan Kaneshiro, Vice Chair

Bryan P. Andaya, Member

Lance Wilhelm, Member

Kēhaulani Pu'u, Member

Edwin H. Sniffen, Ex-Officio

Gene Albano, P.E., Ex-Officio

SUBMITTED BY:

ERNEST Y.W. LAU, P.E.
Manager and Chief Engineer

APPROVED:

NĀ'ĀLEHU ANTHONY, Chair
May 27, 2025

DRAFT

This page intentionally left blank

**BOARD OF WATER SUPPLY
OPERATING AND CAPITAL IMPROVEMENT PROGRAM BUDGET
FISCAL YEAR 2026
TABLE OF CONTENTS**

I. OPERATING BUDGET

Budget Message	Page-1
Resources and Expenditures	Summary-1
Revenues	Summary-2
Expenditure Classification - Department Summary	Summary-3
Expenditures – Department Summary by Division/Office	Summary-4
Expenditures – Division Expenditure Classification	Summary-5
Positions – Department Summary	Summary-6
Debt Service	Summary-7
Graphs	GR-1

Expenditures by Major Program and/or Activity:

Office of the Manager and Chief Engineer	OP-1
Executive Support Office	OP-2
Communications Office	OP-8
Human Resources Office	OP-9
Water Quality Division	OP-10
Customer Care Division	OP-15
Land Division	OP-21
Water Resources Division	OP-22
Field Operations Division	OP-30
Capital Projects Division	OP-44
Water Systems Operations Division	OP-50
Information Technology Division	OP-62
Finance Division	OP-68
Fixed Charges and Debt Service	OP-75

II. CAPITAL IMPROVEMENT PROGRAM (CIP) BUDGET

Summary	CIP-SUM
CIP Project Details	CIP-1

DRAFT

This page intentionally left blank

May 27, 2025

Chair and Members
Board of Water Supply
City and County of Honolulu
Honolulu, Hawai'i 96843

Chair and Members:

In accordance with Section 7-106(i), Revised Charter of the City and County of Honolulu, we submit for your review and approval the proposed Operating and Capital Improvement Program Budget for fiscal year July 1, 2025, to June 30, 2026 (FY 2026).

INTRODUCTION

The Board of Water Supply (BWS) embraces its mission of “Water for Life – Ka Wai Ola” – to provide a safe, dependable, and affordable water supply, now and into the future. It takes a large and complex water system to deliver on average 145 million gallons of water, each day, from our underground sources to homes, farms, and businesses. While Hawai'i's economic growth is threatened by federal disruptions, the nearly one million people we serve depend on the BWS to continue to operate and invest in the water system. The FY 2026 Operating and Capital Improvement Program Budgets remain focused on fulfilling our core mission.

Though a new Schedule of Rates and Charges became effective in February 2024, the BWS continues to exercise fiscal prudence. The FY 2026 Budgets represent a balance between the investments we must make to operate, maintain, repair, and replace the water system, while striving to maintain affordability for our customers. As recently implemented tariffs reduce purchasing power, and supply chain issues impact operations, lengthen time to project completion, and increase expenses, to maintain affordability for our customers, only expenses deemed necessary to maintain core services are included in the FY 2026 Budgets. The BWS has taken care to balance increased costs within our available resources to ensure a safe, dependable, and affordable water supply for its customers.

FINANCIAL PLAN

The proposed Operating Budget for FY 2026 is based on total Operating Fund¹ resources of \$415.0 million, to be derived from operating revenues of \$333.0 million and an estimated carryover balance from FY 2025 of \$82.0 million. The carryover balance results from the estimated Operating Fund¹ balance that remains unappropriated at the close of FY 2025.

The proposed Operating Fund¹ expenditure allocations are \$283.3 million for operating expenses and \$79.1 million for the Capital Improvement Program (CIP) budget. A projected ending balance of \$52.6 million will remain unappropriated.

The proposed CIP budget totals \$283.3 million and is funded by \$79.1 million from the Operating Fund¹, \$43.4 million from the Improvement Fund², \$10.9 million from the Special Expendable Fund³, \$19.0 million from the Extramural Fund⁴, \$67.9 million from the State of Hawai'i Department of Health State Revolving Fund (SRF) loan program⁵, and \$63 million from the Water Infrastructure Finance and Innovation Act⁶.

PART I. OPERATING BUDGET

Following are summaries of the proposed revenues and expenditures for FY 2026 as well as the corresponding figures for the preceding two fiscal years.

A. REVENUES

For FY 2026, we are projecting total revenues of \$333.0 million, which is \$33.8 million or 11.3 percent more than total revenues budgeted for FY 2025.

Revenue Sources	FY 2024 Actual	FY 2025 Budget	FY 2026 Budget	% Change FY 2026 over FY 2025
Metered Sales				
Potable and Non-Potable Water*	249,505,458	283,000,000	310,000,000	9.5%
Recycled Water	5,784,480	6,000,000	6,000,000	0.0%
Other Revenues	18,704,419	10,200,000	17,025,000	66.9%
Total Revenues	<u>273,994,356</u>	<u>299,200,000</u>	<u>333,025,000</u>	<u>11.3%</u>

*Non-Potable Water is water that is not of drinking quality, but which may still be used for many other purposes, depending on its level of quality. This may also be referred to as brackish water.

Metered Sales – Potable Water and Non-Potable

Potable and non-potable water sales are projected to increase by \$27.0 million or 9.5 percent more than the FY 2025 budget amount of \$283.0 million. This increase is primarily due to a rate adjustment to be effective at the beginning of FY 2026 on July 1, 2025, and current usage trends.

Metered Sales – Recycled Water

Recycled water sales of \$6.0 million are projected to be stable with no increase when compared to the FY 2025 budget. The projection is based on a trend of lower usage and higher rates keeping overall recycled water revenue flat.

Other Revenues

Other Revenues of \$17.0 million will be \$6.8 million or 66.9 percent higher than the FY 2025 budgeted amount primarily due to an anticipated increase in interest income of \$8.0 million. Interest income is interest revenue earned on the Board's investments. Revenues for an ocean cooling air conditioning contract with the John A. Burns School of Medicine (JABSOM) are projected to decrease by \$1.2 million as the management contract ends in September 2025. The Other Revenues category is comprised of sources such as interest income on investments, ocean cooling revenues, automatic fire sprinkler charges, rental income, and miscellaneous billing charges.

B. EXPENDITURES

The proposed total Operating Fund¹ expenditures for FY 2026 are budgeted at \$362.4 million. This represents an increase of \$21.4 million, or 6.3 percent more than the amount budgeted for FY 2025. This change is attributable to increases in materials, supplies, and services of \$9.7 million, fixed charges of \$3.6 million, and Operating Funded¹ projects in the Capital Improvement Program budget of \$79.1 million.

Highlights of the proposed Operating Budget for FY 2026 are presented following the next table.

Summary of Proposed Operating Budget, by Major Cost Categories

	FY 2024 Actual	FY 2025 Budget	FY 2026 Budget	FY 2026 over FY 2025	% Change FY 2026 over FY 2025
Personnel Services	43,869,833	64,209,100	62,065,959	(2,143,141)	-3.3%
Materials, Supplies, and Services	77,388,465	88,283,961	97,960,781	9,676,820	11.0%
Equipment	2,969,237	5,856,900	5,665,680	(191,220)	-3.3%
Fixed Charges	61,156,970	71,773,352	75,386,000	3,612,648	5.0%
Debt Service	36,736,922	42,496,685	42,234,068	(262,617)	-0.6%
Total Operating Expenditures	222,121,427	272,619,998	283,312,488	10,692,490	3.9%
Transfer to the CIP Program	28,666,496	68,460,000	79,127,500	10,667,500	15.6%
Total Expenditures	250,787,923	341,079,998	362,439,988	21,359,990	6.3%

Personnel Services

The proposed personnel services budget of \$62.1 million is \$2.1 million or 3.3 percent less than personnel services budgeted for FY 2025 due to a continued focus on funding vacant positions that are likely to be filled in FY 2026, offset by a reduction in projected Temporary Hazard Pay obligations of \$3.5 million. BWS is working diligently to improve retention and recruitment of its workforce through use of targeted advertisement with trade publications and associations, social media, and other recruitment activities. Only positions that are anticipated to be actively recruited in FY 2026 are funded. Additionally, BWS anticipates a settlement of Temporary Hazard Pay obligations related to the COVID-19 pandemic to be paid out in FY 2025 for approximately half of eligible employees. The remaining half of BWS' Temporary Hazard Pay obligation is expected to be settled and paid in FY 2026. Temporary Hazard Pay payments may be required pursuant to collective bargaining agreements and are anticipated to be determined by settlement and/or arbitration in the coming fiscal year. The departmental staffing level remains under the total of 741 authorized positions.

Materials, Supplies and Services (MS&S)

The proposed MS&S budget of \$98.0 million is \$9.7 million or 11.0 percent more than the expenditures budgeted in FY 2025. This is primarily due to increases in funding for Professional and Other Contractual Services.

Equipment

The proposed equipment budget of \$5.7 million is \$191.2 thousand or 3.3 percent less than the amount budgeted in FY 2025. The decrease is primarily attributable to decreases in equipment purchases.

Debt Service

The total debt service requirement for FY 2026 is \$42.2 million, which is \$262.6 thousand, or 0.6 percent less than the amount budgeted in FY 2025. This is reflective of the Capital Improvement Program debt financing remaining relatively stable from FY 2025. No new bonds were issued by BWS in FY 2025.

Fixed Charges

The proposed fixed charges budget of \$75.4 million is \$3.6 million or 5.0 percent more than the amount budgeted for FY 2025. This is primarily due to an increase in projected Employee Retirement System (ERS) and Employee Health Benefit costs.

PART II. CAPITAL IMPROVEMENT PROGRAM (CIP) BUDGET

A CIP budget of \$283.3 million is proposed for FY 2026 to be funded as follows: Operating Fund¹ – \$79.1 million; Improvement Fund² – \$43.4 million; Special Expendable Fund³ – \$10.9 million; Extramural Fund⁴ – \$19.0 million; State of Hawai'i Department of Health State Revolving Fund (SRF) loan program⁵ – \$67.9 million; and Water Infrastructure Finance and Innovation Act⁶ – \$63.0 million.

Highlights of the proposed CIP for next year includes \$28.5 million for research and development; \$103.4 million for the renewal and replacement of various BWS pipelines, facilities, and pumping stations; and \$92.0 million for capacity expansion. The CIP cost categories and project descriptions are summarized starting on page CIP-SUMM.

FY 2026 CIP funds, excluding funds appropriated in the Operating Fund, will be valid for the fiscal year beginning July 1, 2025, and ending June 30, 2026, and twelve months thereafter. This will reduce construction escalation costs by providing BWS additional time to execute critical projects that are pending permitting and other regulatory approvals.

The BWS is actively seeking external funding to finance CIP projects in FY 2026. The Bipartisan Infrastructure Law (BIL) increased funds available to water utilities through the Drinking Water State Revolving Fund(s) (DWSRF). The State of Hawaii, Department of Health manages the DWSRF Program, which is traditionally a low-interest loan program. This increase in funding has allowed the DWSRF Program to include loan forgiveness in their loan agreements for a wide range of drinking water projects, including upgrades to water treatment plants, water distribution and piping systems, PFAS treatment, and lead pipe replacement (if necessary).

NOTES

¹ "Operating Fund" is defined as rate revenue or cash

² "Improvement Fund" is defined as the proceeds of Water System Revenue Bonds

³ "Special Expendable Fund" is a restricted fund in which water system facilities charges are deposited and the funding reserved for water system capacity expansion projects

⁴ "Extramural Fund" is a restricted fund, established by Resolution No. 778, 2007, in which funds received from any governmental agency or private entity, pursuant to negotiated agreements, contracts and/or grants, are deposited and separately accounted for

⁵ "State of Hawai'i Department of Health State Revolving Fund (SRF) loan program" is defined as project loans from the State of Hawaii

⁶ "Water Infrastructure Finance and Innovation Act (WIFIA) Program" is defined as a federal low fixed interest project loan administered by the Environmental Protection Agency (EPA) for water infrastructure projects

In Fiscal Year 2026, the BWS has included in its CIP \$67.9 million of eligible projects and has requested this funding from the State of Hawai'i, Department of Health (DOH) SRF loan program. BWS intends to continue requesting increased DWSRF funding allocations as are made available via the BIL or other federal legislation.

Red Hill Bulk Fuel Storage Facility Crisis and BWS Capital Program

As a result of the fuel release and water contamination crisis stemming from the Red Hill Bulk Fuel Storage Facility (RHBFSF), the BWS has already incurred and continues to incur costs to ensure its customers continue to receive safe and dependable water service. The crisis has led to the BWS decision to shut down its Hālawā Shaft, Hālawā Wells, and 'Aiea Wells as a precaution to protect our customers. In doing so, this has reduced our capacity to provide water service to the metropolitan Honolulu and 'Aiea-Hālawā areas. Under normal operations, Hālawā Shaft provides 20% of our water supply, serving almost half the population of metropolitan Honolulu, while Hālawā Wells and 'Aiea Wells provide about 50% of the supply capacity for the 'Aiea-Hālawā area. The lack of data and information on underground fuel migration or contamination plume in the aquifer makes it difficult to determine if Hālawā Shaft, Hālawā Wells, and 'Aiea Wells can ever be operated safely. As a precaution, these three wells remain shutdown indefinitely.

The BWS continues its efforts to respond to this unprecedented situation and this FY 2026 Capital Improvement Program budget reflects these efforts. We have programmed projects aimed at increasing the water supply and protecting our existing water resources. The projects are:

- Research and Development: Monitoring Wells - Drill and case up to five (5) monitoring wells for use as "sentinel" wells to warn of the presence of an underground fuel plume from the Red Hill fuel contamination.
- Renewal and Replacement: Temporary Drinking Water Treatment Systems - Install temporary drinking water treatment systems at various locations.
- Capacity Expansion, Pumps: Production Well – Newtown 550' prepare an environmental assessment and Public Infrastructure Map (PIM) Amendment for Red Hill contamination response production wells.

Special Expendable Fund – Waiver Programs

Water system facilities charges are levied against all new developments requiring water supplies from the BWS or additional water supplies from existing water services except those where the developer installs, at its own cost, a complete water system including source, transmission, and daily storage facilities. Developers pay the water system facilities charges before water services are made available to the developments. Such water system facilities charges are deposited in the Special Expendable Fund and do not constitute Rate Revenues. The amount of fees and charges deposited into the Special Expendable Fund varies from year to year. The fund is restricted in use to funding water system expansion projects.

The Special Expendable fund balance on June 30, 2024, was \$26.2 million. The Special Expendable fund is being used to fund \$7.1 million of CIP expansion projects in FY 2025 and \$10.9 million of CIP expansion projects in FY 2026. A projected ending balance of \$12.2 million will be unappropriated.

On September 15, 2018, the Board of Water Supply adopted a revision to the Schedule of Rates and Charges for the Furnishing of Water Service to include a waiver of Water System Facilities Charges and new meter cost for qualified on-site affordable and homeless dwelling units, up to 500 dwelling units per fiscal year and fire sprinkler retrofit projects. The waivers were extended on November 28, 2023, through June 30, 2029. To date, the program has waived these fees and charges for 3,837 affordable housing and homeless dwelling units and one (1) fire sprinkler retrofit project. This equates to \$4,855,271.59 in fees and charges waived. Additionally on November 28, 2023, a new waiver program for new, small farmers, connecting to the BWS system for the first time, was adopted through June 30, 2029. At this time, no waivers under this program have been granted. The long-term effect of this loss of fees could result in the Operating Fund absorbing the cost of expansion projects in the future.

Respectfully submitted,

ERNEST Y.W. LAU, P.E.
Manager and Chief Engineer



0

SUMMARY OF ALL FUNDS

OPERATING BUDGET

CAPITAL IMPROVEMENT
PROGRAM BUDGET

DRAFT

This page intentionally left blank

**Board of Water Supply
Summary of All Funds
Fiscal Year 2026**

	Operating Fund	State Revolving Fund	Special Expendable Fund	Improvement Fund	Extramural Fund	Water Infrastructure Finance and Innovation Act	TOTAL - All Funds
Operating Budget	283,312,488	-	-	-	-	-	283,312,488
Capital Improvement Program	79,127,500	67,870,000	10,915,000	43,415,000	19,000,000	63,000,000	283,327,500
Total - All Funds	362,439,988	67,870,000	10,915,000	43,415,000	19,000,000	63,000,000	566,639,988

DRAFT

This page intentionally left blank

Board of Water Supply
Total Budget
Fiscal Year 2026

Department Summary

Resources and Expenditures	FY2024 Actual	FY2025 Adopted Budget	FY2026 Proposed Budget
Beginning Balance	63,730,359	66,000,625	82,000,000
Revenues	273,944,356	299,200,000	333,025,000
Lapses/Adjustments	6,382,426	0	0
Total Resources	344,057,141	365,200,625	415,025,000
Operating Expenditures	222,121,427	272,619,998	283,312,488
Capital Program	28,666,496	68,460,000	79,127,500
Total Expenditures	250,787,923	341,079,998	362,439,988
Ending Balance	93,269,218	24,120,627	52,585,012

**Board of Water Supply
Operating Budget Revenues
Fiscal Year 2026**

Department Summary

Revenues	FY2024 Actual	FY2025 Adopted Budget	FY2026 Proposed Budget
Metered Revenue - Potable Water	249,505,458	283,000,000	310,000,000
Metered Revenue - Recycled Water (R-1)	2,671,112	3,000,000	3,000,000
Metered Revenue - Recycled Water (RO)	3,113,368	3,000,000	3,000,000
Private Fire Protection	395,928	500,000	500,000
Ocean Cooling Revenues	1,512,848	1,600,000	400,000
Other Water Revenues	2,319,058	200,000	250,000
Revenues from Water Service Installations	400,683	420,000	450,000
Revenues from Merchandising & Jobbing (M&J)	224,174	300,000	225,000
Interest Income - Operating	13,560,118	7,000,000	15,000,000
Miscellaneous Non-Operating Revenue	106,543	100,000	100,000
Non-Operating Rental Income	135,066	80,000	100,000
Total	273,944,356	299,200,000	333,025,000

Board of Water Supply
Operating Budget Revenues
Fiscal Year 2026

Department Summary

Expenditure Classification	FY2024 Actual	FY2025 Adopted Budget	FY2026 Proposed Budget
Personnel Services	43,869,833	64,209,100	62,065,959
Materials, Supplies and Services	77,388,465	88,283,961	97,960,781
Equipment	2,969,237	5,856,900	5,665,680
Departmental Fixed Charges	61,156,970	71,773,352	75,386,000
Debt Service	36,736,922	42,496,685	42,234,068
Operating Expenditures	222,121,427	272,619,998	283,312,488
Transfer to Capital Improvement Program	28,666,496	68,460,000	79,127,500
Total Expenditures	250,787,923	341,079,998	362,439,988

**Board of Water Supply
Operating Budget Revenues
Fiscal Year 2026**

Department Summary by Division/Office

Expenditure Classification (Personnel Services, Materials, Supplies and Services, and Equipment)	FY2024 Actual	FY2025 Adopted Budget	FY2026 Proposed Budget
Manager's Office	941,771	1,300,660	3,850,760
Executive Support Office	13,270,251	14,113,165	16,374,715
Communications Office	1,455,672	1,689,260	1,947,999
Human Resources Office	634,977	859,000	1,936,200
Water Quality	7,438,922	7,713,400	7,994,955
Customer Care	4,444,914	5,666,060	5,738,000
Land	362,248	513,700	520,800
Water Resources	13,944,129	17,781,942	18,666,302
Field Operations	31,358,256	41,249,580	42,612,185
Capital Projects	6,974,365	9,665,363	10,312,389
Water System Operations	19,897,696	22,986,080	22,576,999
Information Technology	18,542,924	21,605,041	22,520,266
Finance	4,961,411	6,206,710	6,340,850
Total of Divisions and Offices	124,227,535	151,349,961	161,392,420
Personnel Services	0	7,000,000	3,500,000
Materials, Supplies and Services	0	0	800,000
Departmental Fixed Charges	61,156,970	71,773,352	75,386,000
Debt Service	36,736,922	42,496,685	42,234,068
Total Operating Expenditures	222,121,427	272,619,998	283,312,488

**Board of Water Supply
Expenses by Account Type
Fiscal Year 2026**

Department Summary by Division/Office

Resources and Expenditures	Personnel Services	Materials, Supplies, and Services	Equipment	Debt Services and Dept Fixed Charges	FY2026 Proposed Budget
Manager's Office	927,600	2,923,160	0	0	3,850,760
Executive Support Office	1,373,600	15,001,115	0	0	16,374,715
Communications Office	1,100,260	847,739	0	0	1,947,999
Human Resources Office	729,500	1,206,700	0	0	1,936,200
Water Quality	2,353,800	5,626,155	15,000	0	7,994,955
Customer Care	4,324,100	1,362,700	51,200	0	5,738,000
Land	381,300	139,500	0	0	520,800
Water Resources	3,472,299	15,082,003	112,000	0	18,666,302
Field Operations	20,727,900	21,692,605	191,680	0	42,612,185
Capital Projects	7,581,700	2,580,689	150,000	0	10,312,389
Water System Operations	7,953,900	9,999,799	4,623,300	0	22,576,999
Information Technology	4,805,200	17,192,566	522,500	0	22,520,266
Finance	2,834,800	3,506,050	0	0	6,340,850
Total:	58,565,959	97,160,781	5,665,680	0	161,392,420
Fixed Charges and Debt Service	3,500,000	800,000	0	117,620,068	121,920,068
Grand Total	62,065,959	97,960,781	5,665,680	117,620,068	283,312,488

Honolulu Board of Water Supply
Position Budgets
Fiscal Year 2026

Department Summary by Division/Office

	Positions				Salary			
Division Name	Perm	LTA	PSC	Total	Perm	LTA	PSC	Total
Manager's Office	7.00	0.00	1.00	8.00	726,805	0	105,799	832,604
Executive Support Office	19.00	0.00	1.00	20.00	1,268,709	0	12,906	1,281,615
Communications Office	11.00	0.00	2.00	13.00	891,790	0	89,322	981,112
Human Resources Office	10.00	0.00	0.00	10.00	714,473	0	0	714,473
Water Quality	32.00	0.00	1.00	33.00	2,072,604	0	45,216	2,117,820
Customer Care	72.00	0.00	0.00	72.00	3,881,463	0	0	3,881,463
Land	5.00	0.00	0.00	5.00	348,300	0	0	348,300
Water Resources	36.00	0.00	5.00	41.00	3,175,097	0	43,710	3,218,807
Field Operations	258.00	0.00	0.00	258.00	17,340,582	0	0	17,340,582
Capital Projects	82.00	0.00	0.00	82.00	6,867,196	0	0	6,867,196
Water System Operations	108.00	0.00	0.00	108.00	6,841,134	0	0	6,841,134
Information Technology	57.00	0.00	0.00	57.00	4,599,264	0	0	4,599,264
Finance	42.00	0.00	0.00	42.00	2,724,743	0	0	2,724,743
Sum:	739.00	0.00	10.00	749.00	51,452,160	0	296,953	51,749,113

Board of Water Supply
Operating Budget
Debt Service
Fiscal Year 2026

DEBT SERVICE

ISSUE	FY 2024 Actual	FY 2025 Budget	FY 2026 Budget
Water System Revenue Bonds:			
Series 2014 A & B	529,595	-	-
Series 2020 A & B	4,795,175	8,714,684	8,721,164
Series 2021 A & B	7,144,192	4,674,028	4,674,873
Series 2022 A & B	6,520,165	6,517,448	12,911,057
Series 2023	871,250	871,250	871,250
Series 2024	8,157,034	10,590,275	4,364,024
Debt Service - Bonds Payable	28,017,411	31,367,685	31,542,368
Notes Payable:			
SRF Loans	8,293,731	11,129,000	10,691,700
Debt Service - Notes Payable	8,293,731	11,129,000	10,691,700
Total	36,311,142	42,496,685	42,234,068

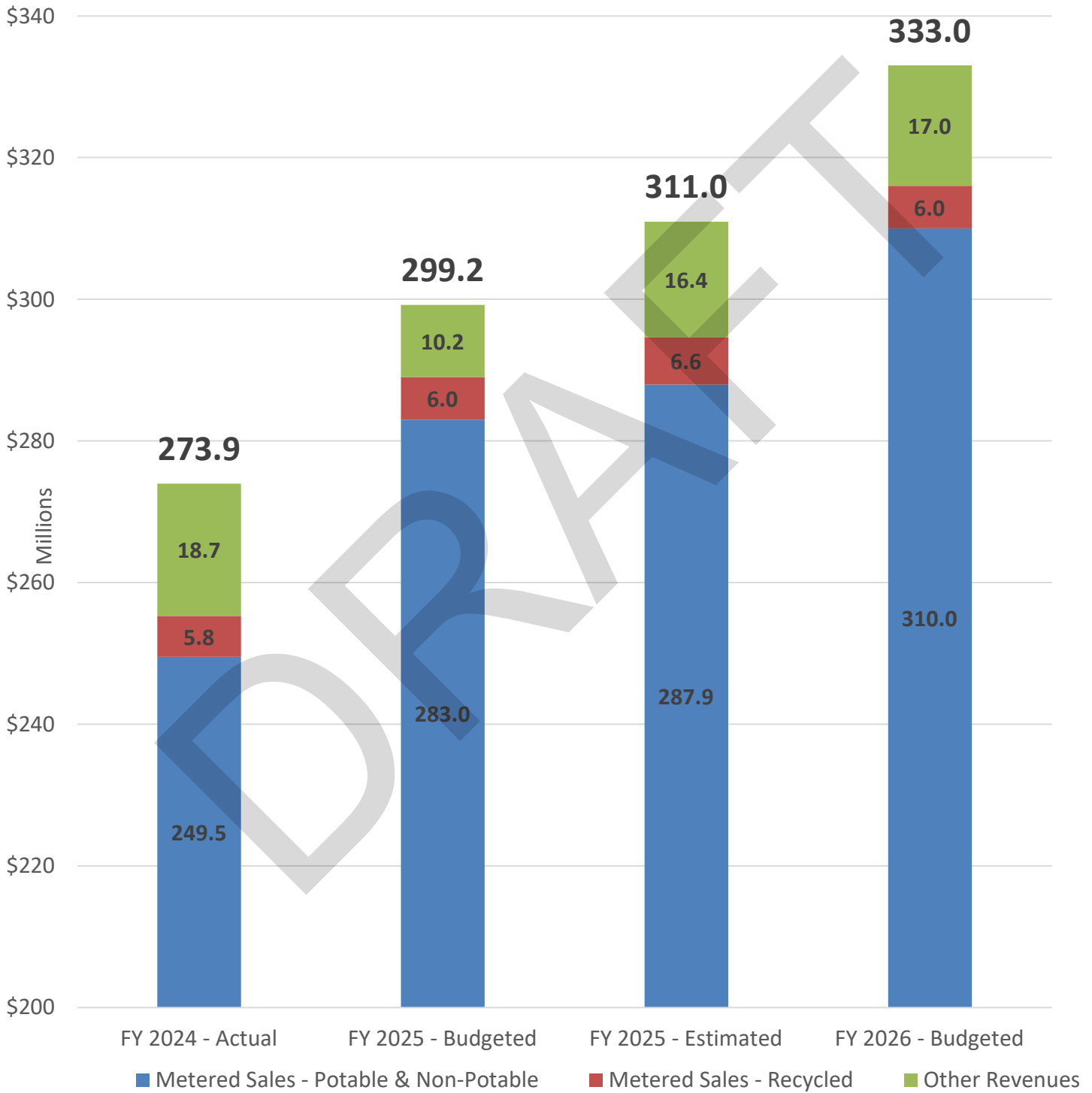
Bond Issues:

<u>Year Issued</u>	<u>Par Amount</u>	<u>Fiscal Year Expires</u>	<u>Years</u>
2014A	\$ 101,655,000	2031	17
2014B	\$ 25,085,000	2032	18
2020A	\$ 59,105,000	2050	30
2020B	\$ 47,530,000	2034	14
2021A	\$ 50,020,000	2051	30
2021B	\$ 43,515,000	2032	11
2022A	\$ 82,700,000	2052	30
2022B	\$ 52,560,000	2036	14
2023	\$ 17,425,000	2053	30
2024	\$ 72,815,000	2054	30

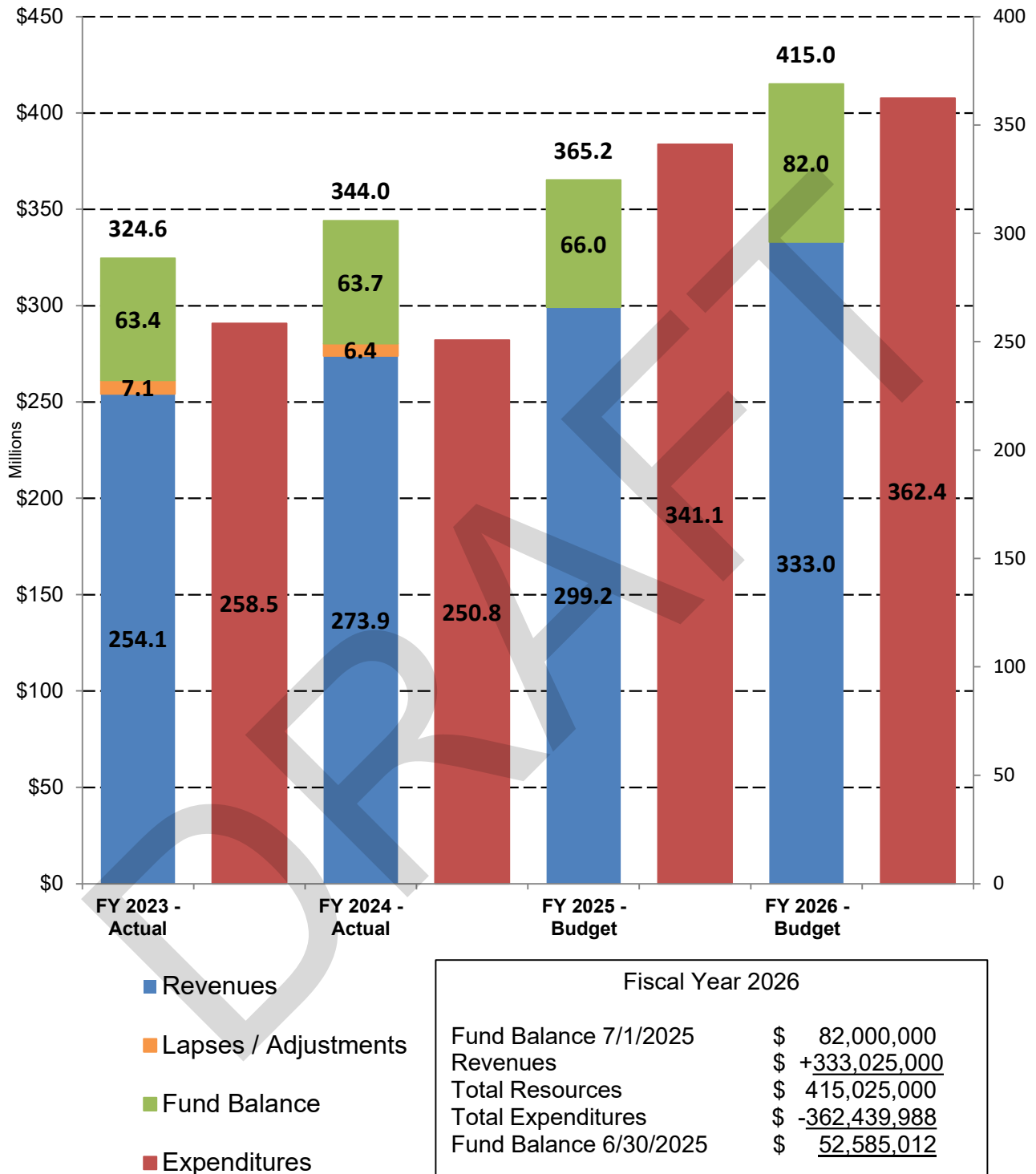
DRAFT

This page intentionally left blank

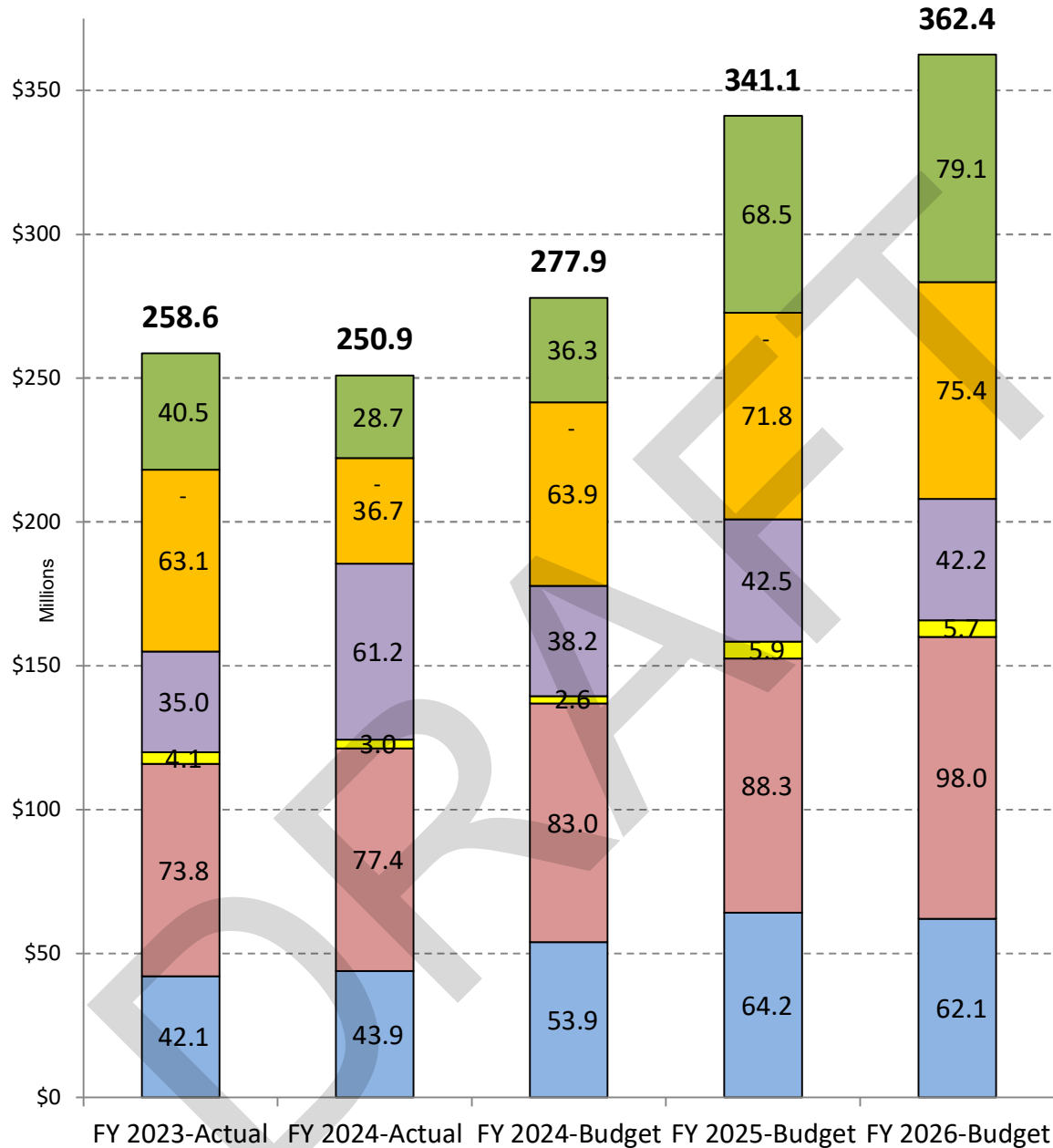
**BOARD OF WATER SUPPLY
OPERATING FUND REVENUES
FISCAL YEAR 2026**



**BOARD OF WATER SUPPLY
TOTAL RESOURCES VS. TOTAL EXPENDITURES
FISCAL YEAR 2026**



**BOARD OF WATER SUPPLY
OPERATING BUDGET EXPENDITURES (INCLUDING CIP)
FISCAL YEAR 2026**



- Personnel Srv.
- MS&S
- Equipment
- Debt Service
- Fixed Charges
- CIP

Fiscal Year 2026	
CIP	\$ 79,127,500
Fixed Charges	\$ 75,386,000
Debt Service	\$ 42,234,068
Equipment	\$ 5,665,680
MS&S	\$ 97,960,781
Personnel Svcs.	\$ 62,065,959
Total	\$ 362,439,988

DRAFT

This page intentionally left blank



0

PART I

OPERATING BUDGET

DRAFT

This page intentionally left blank

**Board of Water Supply
Operating Budget
Fiscal Year 2026**

OMCE - Manager's Office

Division/Office's Activity

The Manager and Chief Engineer is the executive head of the Board of Water Supply who administers the affairs of the department in accordance with policies and regulations adopted by the Board and the provisions of the City Charter.

Account	FY2024 Actual	FY2024 Adopted Budget	FY2025 Adopted Budget	FY2026 Proposed Budget	Change
4110 - Salaries & Wages	660,965	679,700	788,500	832,600	44,100
4120 - Overtime	5,187	2,000	15,000	15,000	0
4130 - Miscellaneous (Payroll)	0	0	80,000	80,000	0
Personnel Services	666,152	681,700	883,500	927,600	44,100
4160 - Meals; Mileage & Uniform Allowances	429	0	0	0	0
4250 - Other Contractual Services	3,976	4,600	4,600	4,600	0
4251 - Software Licenses and Maintenance	2,182	0	0	0	0
4255 - Other Services	155	58,800	58,800	56,500	(2,300)
4260 - Advertising & Publication of Notices	0	500	500	500	0
4265 - Printing	0	1,000	1,000	1,000	0
4270 - Professional Services	40,736	35,000	45,000	2,545,000	2,500,000
4430 - Miscellaneous Supplies	5,296	5,000	5,000	5,000	0
4460 - Other Materials & Supplies	8,061	10,000	10,000	10,000	0
4500 - Education and Training	817	1,400	1,400	1,400	0
4720 - Conference Travel & Expenses	37,696	37,500	39,800	47,200	7,400
4815 - Repair & Maint - Equipment	0	3,000	3,000	3,000	0
4910 - Miscellaneous Fees & Registration	176,271	226,060	248,060	248,960	900
Materials, Supplies and Services	275,619	382,860	417,160	2,923,160	2,506,000
Total OMCE - Manager's Office	941,771	1,064,560	1,300,660	3,850,760	2,550,100

Notes

**Board of Water Supply
Operating Budget
Fiscal Year 2026**

ESO - Executive Support Office

Division/Office's Activity

The Executive Support Office is responsible for the development of the annual departmental operating budget; ensures that procurement of all goods and services and construction are in compliance with Hawaii Revised Statutes (HRS)103D; and, administers the department's safety, risk management, and security programs.

Account	FY2024 Actual	FY2024 Adopted Budget	FY2025 Adopted Budget	FY2026 Proposed Budget	Change
4110 - Salaries & Wages	1,011,584	1,304,200	1,258,200	1,281,600	23,400
4120 - Overtime	150,470	124,000	60,000	92,000	32,000
4130 - Miscellaneous (Payroll)	10,649	0	0	0	0
Personnel Services	1,172,703	1,428,200	1,318,200	1,373,600	55,400
4160 - Meals; Mileage & Uniform Allowances	7,420	1,000	1,000	6,000	5,000
4250 - Other Contractual Services	2,942,114	3,385,650	3,778,730	3,752,040	(26,690)
4251 - Software Licenses and Maintenance	29,400	35,000	35,000	35,000	0
4265 - Printing	0	300	300	300	0
4270 - Professional Services	5,706,436	6,270,000	4,270,000	6,270,000	2,000,000
4430 - Miscellaneous Supplies	29,023	20,000	20,250	29,750	9,500
4460 - Other Materials & Supplies	47	0	0	0	0
4480 - Postage	46	0	0	0	0
4500 - Education and Training	57,798	40,335	65,835	93,675	27,840
4720 - Conference Travel & Expenses	580	500	40,500	31,000	(9,500)
4815 - Repair & Maint - Equipment	2,755	0	60,000	60,000	0
4910 - Miscellaneous Fees & Registration	1,834	3,350	3,350	3,350	0
5700 - Insurance	1,643,805	1,391,253	2,000,000	2,200,000	200,000
6340 - Workers Compensation Benefits	1,216,309	1,270,000	1,270,000	1,270,000	0
6350 - Claims for Pers Injuries & Prop Damage	459,981	1,250,000	1,250,000	1,250,000	0
Materials, Supplies and Services	12,097,548	13,667,388	12,794,965	15,001,115	2,206,150
Total ESO - Executive Support Office	13,270,251	15,095,588	14,113,165	16,374,715	2,261,550

Notes

**Board of Water Supply
Operating Budget
Fiscal Year 2026**

ESO - Executive Support Office

5105 - Executive Support Office - Administration

Section's Activity

The Executive Support Office administers and manages programs in areas such as budget, position management, reorganization, procurement, security, risk management and safety.

Account	FY2024 Actual	FY2024 Adopted Budget	FY2025 Adopted Budget	FY2026 Proposed Budget	Change
4110 - Salaries & Wages	169,481	233,200	175,900	175,900	0
4120 - Overtime	8,671	2,500	2,500	2,500	0
Personnel Services	178,151	235,700	178,400	178,400	0
4160 - Meals; Mileage & Uniform Allowances	382	0	0	0	0
4250 - Other Contractual Services	17,802	17,020	20,800	20,800	0
4270 - Professional Services	4,102,513	5,220,000	3,220,000	5,220,000	2,000,000
4430 - Miscellaneous Supplies	23,930	3,000	3,000	3,000	0
4460 - Other Materials & Supplies	14	0	0	0	0
4480 - Postage	46	0	0	0	0
4500 - Education and Training	75	500	500	500	0
4720 - Conference Travel & Expenses	0	0	40,000	30,000	(10,000)
Materials, Supplies and Services	4,144,762	5,240,520	3,284,300	5,274,300	1,990,000
Total Executive Support Office - Administration	4,322,913	5,476,220	3,462,700	5,452,700	1,990,000

Budget Highlights

**Board of Water Supply
Operating Budget
Fiscal Year 2026**

ESO - Executive Support Office

5110 - Risk Management

Section's Activity

The Risk Management section provides risk management services that ensure the business and operational exposures of the BWS are covered through either insurance or self-retention policies. This section oversees the department's workers' compensation program. Additionally, the section ensures the safety and well-being of our employees through a comprehensive safety program and return-to-work program.

Account	FY2024 Actual	FY2024 Adopted Budget	FY2025 Adopted Budget	FY2026 Proposed Budget	Change
4110 - Salaries & Wages	310,258	364,800	380,100	380,100	0
4120 - Overtime	161	5,000	5,000	5,000	0
Personnel Services	310,419	369,800	385,100	385,100	0
4160 - Meals; Mileage & Uniform Allowances	1,372	500	500	500	0
4250 - Other Contractual Services	13,546	24,630	49,330	29,040	(20,290)
4270 - Professional Services	1,603,923	1,050,000	1,050,000	1,050,000	0
4430 - Miscellaneous Supplies	904	7,000	7,000	16,500	9,500
4500 - Education and Training	57,107	38,835	37,835	65,675	27,840
4720 - Conference Travel & Expenses	0	500	500	1,000	500
4910 - Miscellaneous Fees & Registration	1,834	3,350	3,350	3,350	0
5700 - Insurance	1,643,805	1,391,253	2,000,000	2,200,000	200,000
6340 - Workers Compensation Benefits	1,216,309	1,270,000	1,270,000	1,270,000	0
6350 - Claims for Pers Injuries & Prop Damage	459,981	1,250,000	1,250,000	1,250,000	0
Materials, Supplies and Services	4,998,781	5,036,068	5,668,515	5,886,065	217,550
Total Risk Management	5,309,200	5,405,868	6,053,615	6,271,165	217,550

Budget Highlights

**Board of Water Supply
Operating Budget
Fiscal Year 2026**

ESO - Executive Support Office

5120 - Security Office

Section's Activity

The Security section develops, coordinates, and maintains security measures and systems to protect BWS employees and facilities. It conducts vulnerability assessments, installs detection systems, and develops emergency response plans. This section oversees the development and installation of security enhancements and equipment for BWS facilities. Further, this section monitors facilities from the central security center through the use of security guards, cameras, sensor alarms, and ID cards. The section coordinates protective activities with external agencies such as the Honolulu Police and Fire Departments, State Civil Defense and Honolulu Department of Emergency Services, and other Homeland Security organizations.

Account	FY2024 Actual	FY2024 Adopted Budget	FY2025 Adopted Budget	FY2026 Proposed Budget	Change
4110 - Salaries & Wages	4,043	112,600	116,600	116,600	0
4120 - Overtime	0	6,500	6,500	6,500	0
Personnel Services	4,043	119,100	123,100	123,100	0
4160 - Meals; Mileage & Uniform Allowances	0	500	500	500	0
4250 - Other Contractual Services	2,910,766	3,344,000	3,708,600	3,702,200	(6,400)
4430 - Miscellaneous Supplies	3,932	10,000	10,000	10,000	0
4460 - Other Materials & Supplies	3	0	0	0	0
4500 - Education and Training	0	0	25,000	25,000	0
4815 - Repair & Maint - Equipment	2,755	0	60,000	60,000	0
Materials, Supplies and Services	2,917,457	3,354,500	3,804,100	3,797,700	(6,400)
Total Security Office	2,921,499	3,473,600	3,927,200	3,920,800	(6,400)

Budget Highlights

**Board of Water Supply
Operating Budget
Fiscal Year 2026**

ESO - Executive Support Office

5125 - Management and Budget

Section's Activity

The Management and Budget section is responsible for the development and execution of the annual operating budget. This section develops water and other revenue projections and conducts various revenue, budgetary, financial and statistical studies of the department.

Account	FY2024 Actual	FY2024 Adopted Budget	FY2025 Adopted Budget	FY2026 Proposed Budget	Change
4110 - Salaries & Wages	216,402	204,400	216,400	229,300	12,900
4120 - Overtime	1,018	3,000	3,000	3,000	0
Personnel Services	217,420	207,400	219,400	232,300	12,900
4251 - Software Licenses and Maintenance	29,400	35,000	35,000	35,000	0
4265 - Printing	0	300	300	300	0
4430 - Miscellaneous Supplies	0	0	250	250	0
4500 - Education and Training	616	0	1,500	1,500	0
4720 - Conference Travel & Expenses	580	0	0	0	0
Materials, Supplies and Services	30,596	35,300	37,050	37,050	0
Total Management and Budget	248,016	242,700	256,450	269,350	12,900

Budget Highlights

**Board of Water Supply
Operating Budget
Fiscal Year 2026**

ESO - Executive Support Office

5140 - Procurement

Section's Activity

The Procurement section assists all BWS divisions and offices with the procurement of construction, goods, services, and professional services and to ensure that such procurements are conducted in accordance with Hawaii Revised Statutes Chapter 103D and the Hawaii Administrative Rules.

Account	FY2024 Actual	FY2024 Adopted Budget	FY2025 Adopted Budget	FY2026 Proposed Budget	Change
4110 - Salaries & Wages	311,401	389,200	369,200	379,700	10,500
4120 - Overtime	140,620	107,000	43,000	75,000	32,000
4130 - Miscellaneous (Payroll)	10,649	0	0	0	0
Personnel Services	462,670	496,200	412,200	454,700	42,500
4160 - Meals; Mileage & Uniform Allowances	5,667	0	0	5,000	5,000
4430 - Miscellaneous Supplies	256	0	0	0	0
4460 - Other Materials & Supplies	29	0	0	0	0
4500 - Education and Training	0	1,000	1,000	1,000	0
Materials, Supplies and Services	5,952	1,000	1,000	6,000	5,000
Total Procurement Section	468,623	497,200	413,200	460,700	47,500

Budget Highlights

**Board of Water Supply
Operating Budget
Fiscal Year 2026**

COMM - Communications Office

Division/Office's Activity

The Communications Office develops departmental policies and programs for strategic internal and external communications, including: community relations, water education and public information, news releases, speeches, bulletins, advertisements, public service announcements, brochures, annual and special reports; notifies news media of water emergencies; coordinates and maintains effective media communications programs for the department; receives, processes, and resolves complaints; develops and produces the employee newsletter; conducts orientations and manages the department's water education and facility tour program; coordinates community affairs programs and special events; and provides executive level strategic communications counsel and assistance to the Board, Manager, and departmental units in public affairs matters.

Account	FY2024 Actual	FY2024 Adopted Budget	FY2025 Adopted Budget	FY2026 Proposed Budget	Change
4110 - Salaries & Wages	893,397	874,600	899,100	981,100	82,000
4120 - Overtime	86,422	60,000	66,000	72,600	6,600
4130 - Miscellaneous (Payroll)	300	38,100	42,600	46,560	3,960
Personnel Services	980,118	972,700	1,007,700	1,100,260	92,560
4160 - Meals; Mileage & Uniform Allowances	1,254	1,200	1,500	1,500	0
4250 - Other Contractual Services	321,182	410,286	480,658	573,903	93,245
4251 - Software Licenses and Maintenance	35,943	24,583	18,417	28,522	10,105
4265 - Printing	6,418	25,300	59,200	63,400	4,200
4270 - Professional Services	126	46,200	20,000	20,000	0
4430 - Miscellaneous Supplies	1,514	2,352	2,981	3,044	63
4460 - Other Materials & Supplies	79,240	57,815	74,600	126,500	51,900
4480 - Postage	370	660	660	660	0
4500 - Education and Training	965	3,722	4,925	9,250	4,325
4815 - Repair & Maint - Equipment	0	1,080	1,080	1,080	0
4910 - Miscellaneous Fees & Registration	13,632	9,550	11,550	11,550	0
8050 - Equipment (under \$5,000)	14,909	11,024	5,989	8,330	2,341
Materials, Supplies and Services	475,554	593,772	681,560	847,739	166,179
Total COMM - Communications Office	1,455,672	1,566,472	1,689,260	1,947,999	258,739

Notes

**Board of Water Supply
Operating Budget
Fiscal Year 2026**

HRO - Human Resources Office

Division/Office's Activity

The Human Resources Office administers and manages BWS human resources programs in areas including recruitment, examination and selection, employee benefits, transactions and personnel record maintenance, labor relations, performance evaluation, classification and compensation, and staff development. In addition, it provides staff support for position management and review of reorganizations.

Account	FY2024 Actual	FY2024 Adopted Budget	FY2025 Adopted Budget	FY2026 Proposed Budget	Change
4110 - Salaries & Wages	577,661	668,300	695,500	714,500	19,000
4120 - Overtime	22,003	5,000	5,000	15,000	10,000
Personnel Services	599,664	673,300	700,500	729,500	29,000
4160 - Meals; Mileage & Uniform Allowances	970	300	300	1,000	700
4250 - Other Contractual Services	1,526	30,000	30,000	1,030,000	1,000,000
4260 - Advertising & Publication of Notices	3,273	10,000	30,000	30,000	0
4430 - Miscellaneous Supplies	4,078	2,500	2,500	2,500	0
4460 - Other Materials & Supplies	2,035	6,000	6,000	6,000	0
4480 - Postage	78	100	100	100	0
4500 - Education and Training	17,962	75,000	75,000	125,000	50,000
4720 - Conference Travel & Expenses	0	9,000	13,500	11,000	(2,500)
4815 - Repair & Maint - Equipment	117	550	550	550	0
4910 - Miscellaneous Fees & Registration	333	550	550	550	0
8050 - Equipment (under \$5,000)	4,942	0	0	0	0
Materials, Supplies and Services	35,313	134,000	158,500	1,206,700	1,048,200
Total HRO - Human Resources Office	634,977	807,300	859,000	1,936,200	1,077,200

Notes

**Board of Water Supply
Operating Budget
Fiscal Year 2026**

WQ - Water Quality

Division/Office's Activity

The Water Quality Division ensures the department's compliance with all Federal and State drinking water regulations and environmental laws, rules and regulations, and manages special water quality studies.

Account	FY2024 Actual	FY2024 Adopted Budget	FY2025 Adopted Budget	FY2026 Proposed Budget	Change
4110 - Salaries & Wages	1,601,323	1,888,700	1,948,000	2,117,800	169,800
4120 - Overtime	167,510	150,000	240,000	222,500	(17,500)
4130 - Miscellaneous (Payroll)	4,873	0	42,000	13,500	(28,500)
Personnel Services	1,773,706	2,038,700	2,230,000	2,353,800	123,800
4160 - Meals; Mileage & Uniform Allowances	7,590	10,010	22,700	12,700	(10,000)
4250 - Other Contractual Services	2,474,926	1,197,800	2,642,400	2,821,800	179,400
4270 - Professional Services	2,869,961	3,435,000	1,975,000	2,260,000	285,000
4430 - Miscellaneous Supplies	612	2,500	3,800	3,275	(525)
4460 - Other Materials & Supplies	207,637	261,000	345,000	419,200	74,200
4500 - Education and Training	2,391	7,250	9,850	15,350	5,500
4720 - Conference Travel & Expenses	2,904	3,700	3,800	10,600	6,800
4815 - Repair & Maint - Equipment	6,613	28,000	25,000	32,800	7,800
4910 - Miscellaneous Fees & Registration	14,981	31,700	36,800	26,600	(10,200)
8050 - Equipment (under \$5,000)	40,804	18,150	43,050	23,830	(19,220)
Materials, Supplies and Services	5,628,420	4,995,110	5,107,400	5,626,155	518,755
1270 - General Plant & Equip (over \$5,000)	36,796	45,000	376,000	15,000	(361,000)
Equipment	36,796	45,000	376,000	15,000	(361,000)
Total WQ - Water Quality	7,438,922	7,078,810	7,713,400	7,994,955	281,555

Notes

**Board of Water Supply
Operating Budget
Fiscal Year 2026**

WQ - Water Quality

5250 - Water Quality Administration

Section's Activity

The Water Quality Administration section administers the department's compliance with all safe drinking water regulations, environmental laws, and rules and regulations.

Account	FY2024 Actual	FY2024 Adopted Budget	FY2025 Adopted Budget	FY2026 Proposed Budget	Change
4110 - Salaries & Wages	177,328	314,100	321,500	443,600	122,100
4120 - Overtime	1,369	0	5,000	2,500	(2,500)
Personnel Services	178,697	314,100	326,500	446,100	119,600
4160 - Meals; Mileage & Uniform Allowances	44	10	200	200	0
4250 - Other Contractual Services	5,370	20,000	15,000	20,000	5,000
4270 - Professional Services	2,869,961	3,240,000	1,790,000	2,250,000	460,000
4430 - Miscellaneous Supplies	3	500	500	100	(400)
4460 - Other Materials & Supplies	71,615	6,000	55,000	55,000	0
4500 - Education and Training	600	1,400	1,400	1,400	0
4720 - Conference Travel & Expenses	0	1,000	1,000	6,500	5,500
4815 - Repair & Maint - Equipment	4,218	2,000	5,000	5,000	0
4910 - Miscellaneous Fees & Registration	1,120	0	2,000	0	(2,000)
8050 - Equipment (under \$5,000)	1,988	0	0	585	585
Materials, Supplies and Services	2,954,919	3,270,910	1,870,100	2,338,785	468,685
Total Water Quality Administration	3,133,616	3,585,010	2,196,600	2,784,885	588,285

Budget Highlights

Board of Water Supply
Operating Budget
Fiscal Year 2026

WQ - Water Quality

5251 - Chemical Laboratory

Section's Activity

The Chemical Laboratory performs required water quality testing and monitoring to conform to federal and state regulations and monitors proposed rules for departmental impact. This section supports the department's operational testing requirements and special water quality studies.

Account	FY2024 Actual	FY2024 Adopted Budget	FY2025 Adopted Budget	FY2026 Proposed Budget	Change
4110 - Salaries & Wages	516,604	576,700	594,800	632,400	37,600
4120 - Overtime	61,908	50,000	85,000	85,000	0
4130 - Miscellaneous (Payroll)	4,873	0	32,000	3,500	(28,500)
Personnel Services	583,385	626,700	711,800	720,900	9,100
4160 - Meals; Mileage & Uniform Allowances	2,138	1,500	2,500	2,500	0
4250 - Other Contractual Services	2,456,813	1,160,300	2,609,600	2,703,800	94,200
4270 - Professional Services	0	105,000	95,000	10,000	(85,000)
4430 - Miscellaneous Supplies	604	2,000	2,000	1,800	(200)
4460 - Other Materials & Supplies	35,748	45,000	55,000	60,500	5,500
4500 - Education and Training	1,791	3,050	4,450	4,450	0
4720 - Conference Travel & Expenses	1,854	1,500	1,600	1,300	(300)
4815 - Repair & Maint - Equipment	2,395	16,000	16,000	12,800	(3,200)
4910 - Miscellaneous Fees & Registration	3,304	9,800	9,800	7,000	(2,800)
8050 - Equipment (under \$5,000)	6,328	7,350	4,750	11,750	7,000
Materials, Supplies and Services	2,510,976	1,351,500	2,800,700	2,815,900	15,200
Total Chemical Laboratory	3,094,360	1,978,200	3,512,500	3,536,800	24,300

Budget Highlights

**Board of Water Supply
Operating Budget
Fiscal Year 2026**

WQ - Water Quality

5252 - Microbiological Laboratory

Section's Activity

The Microbiological Laboratory performs the required bacteriological water quality testing and monitoring to conform to federal and state regulations and monitors proposed rules for departmental impact. This section supports the department's operational testing requirements and special water quality studies.

Account	FY2024 Actual	FY2024 Adopted Budget	FY2025 Adopted Budget	FY2026 Proposed Budget	Change
4110 - Salaries & Wages	637,464	688,500	707,600	717,700	10,100
4120 - Overtime	12,222	0	50,000	35,000	(15,000)
4130 - Miscellaneous (Payroll)	0	0	5,000	5,000	0
Personnel Services	649,686	688,500	762,600	757,700	(4,900)
4160 - Meals; Mileage & Uniform Allowances	2,200	5,000	15,000	5,000	(10,000)
4250 - Other Contractual Services	5,774	10,500	8,800	89,000	80,200
4270 - Professional Services	0	90,000	90,000	0	(90,000)
4430 - Miscellaneous Supplies	0	0	1,300	1,325	25
4460 - Other Materials & Supplies	89,003	75,000	100,000	153,700	53,700
4500 - Education and Training	0	2,800	2,800	4,200	1,400
4720 - Conference Travel & Expenses	1,050	1,200	1,200	2,800	1,600
4815 - Repair & Maint - Equipment	0	5,000	4,000	15,000	11,000
4910 - Miscellaneous Fees & Registration	10,557	20,900	24,000	18,600	(5,400)
8050 - Equipment (under \$5,000)	9,032	4,000	38,300	8,495	(29,805)
Materials, Supplies and Services	117,616	214,400	285,400	298,120	12,720
Total Microbiological Laboratory	767,303	902,900	1,048,000	1,055,820	7,820
Budget Highlights					

Board of Water Supply
Operating Budget
Fiscal Year 2026

WQ - Water Quality

5255 - Cross-Connection Control

Section's Activity

The Cross-Connection Control section manages and implements the department's Cross-Connection Control Program, reviews construction plans for cross-connection control requirements, conducts agricultural rate inspections, inspects backflow prevention assembly installations, administers the annual backflow prevention assembly testing program, conducts the backflow prevention assembly tester training course, tests and maintains the department's backflow prevention assemblies, performs public outreach/education on cross-connection control and backflow prevention.

Account	FY2024 Actual	FY2024 Adopted Budget	FY2025 Adopted Budget	FY2026 Proposed Budget	Change
4110 - Salaries & Wages	269,928	309,400	324,100	324,100	0
4120 - Overtime	92,011	100,000	100,000	100,000	0
4130 - Miscellaneous (Payroll)	0	0	5,000	5,000	0
Personnel Services	361,939	409,400	429,100	429,100	0
4160 - Meals; Mileage & Uniform Allowances	3,208	3,500	5,000	5,000	0
4250 - Other Contractual Services	6,969	7,000	9,000	9,000	0
4430 - Miscellaneous Supplies	5	0	0	50	50
4460 - Other Materials & Supplies	11,270	135,000	135,000	150,000	15,000
4500 - Education and Training	0	0	1,200	5,300	4,100
4815 - Repair & Maint - Equipment	0	5,000	0	0	0
4910 - Miscellaneous Fees & Registration	0	1,000	1,000	1,000	0
8050 - Equipment (under \$5,000)	23,457	6,800	0	3,000	3,000
Materials, Supplies and Services	44,909	158,300	151,200	173,350	22,150
1270 - General Plant & Equip (over \$5,000)	36,796	45,000	0	15,000	15,000
Equipment	36,796	45,000	0	15,000	15,000
Total Cross-Connection Control	443,644	612,700	580,300	617,450	37,150

Budget Highlights

**Board of Water Supply
Operating Budget
Fiscal Year 2026**

CC - Customer Care

Division/Office's Activity

The Customer Care Division handles contacts with customers; prepares applications and contracts for water service; designs service connections; maintains accounts receivable; investigates consumers' service problems; and collects water and sewer bills. It is responsible for reviewing development construction plans, specifications, and reports for conformity with BWS standards; reviewing requests concerning the availability of water; and administering rules and regulations on cross-connection control and environmental requirements.

Account	FY2024 Actual	FY2024 Adopted Budget	FY2025 Adopted Budget	FY2026 Proposed Budget	Change
4110 - Salaries & Wages	3,085,721	3,772,000	4,027,000	3,881,400	(145,600)
4120 - Overtime	236,722	354,500	355,930	336,000	(19,930)
4130 - Miscellaneous (Payroll)	52,751	151,700	97,300	106,700	9,400
Personnel Services	3,375,194	4,278,200	4,480,230	4,324,100	(156,130)
4160 - Meals; Mileage & Uniform Allowances	12,731	23,410	23,110	22,840	(270)
4220 - Collection Fees	889,727	857,440	890,300	1,040,300	150,000
4250 - Other Contractual Services	57,870	70,100	73,220	174,260	101,040
4430 - Miscellaneous Supplies	27,013	29,000	26,000	29,000	3,000
4460 - Other Materials & Supplies	1,781	14,000	9,000	8,000	(1,000)
4480 - Postage	18,000	27,000	22,000	22,000	0
4720 - Conference Travel & Expenses	0	0	0	15,200	15,200
4815 - Repair & Maint - Equipment	3,254	10,000	5,000	5,000	0
4910 - Miscellaneous Fees & Registration	8,704	10,700	10,600	7,100	(3,500)
8050 - Equipment (under \$5,000)	12,507	29,900	35,000	39,000	4,000
Materials, Supplies and Services	1,031,586	1,071,550	1,094,230	1,362,700	268,470
1270 - General Plant & Equip (over \$5,000)	38,133	12,000	91,600	51,200	(40,400)
Equipment	38,133	12,000	91,600	51,200	(40,400)
Total CC - Customer Care	4,444,914	5,361,750	5,666,060	5,738,000	71,940
Notes					

**Board of Water Supply
Operating Budget
Fiscal Year 2026**

CC - Customer Care

5300 - Customer Care Administration

Section's Activity

The Customer Care Administration section directs the affairs of the division and provides clerical support to other sections.

Account	FY2024 Actual	FY2024 Adopted Budget	FY2025 Adopted Budget	FY2026 Proposed Budget	Change
4110 - Salaries & Wages	407,925	417,900	433,600	438,500	4,900
4120 - Overtime	5,004	29,500	29,500	10,000	(19,500)
4130 - Miscellaneous (Payroll)	0	1,000	1,000	1,000	0
Personnel Services	412,929	448,400	464,100	449,500	(14,600)
4160 - Meals; Mileage & Uniform Allowances	72	120	120	120	0
4220 - Collection Fees	789	0	0	0	0
4250 - Other Contractual Services	9,316	15,400	15,400	15,600	200
4430 - Miscellaneous Supplies	26,190	26,000	26,000	26,000	0
4460 - Other Materials & Supplies	39	1,000	0	0	0
4480 - Postage	18,000	27,000	22,000	22,000	0
4720 - Conference Travel & Expenses	0	0	0	15,200	15,200
4910 - Miscellaneous Fees & Registration	0	900	1,600	1,300	(300)
Materials, Supplies and Services	54,406	70,420	65,120	80,220	15,100
Total Customer Care Administration	467,335	518,820	529,220	529,720	500

Budget Highlights

**Board of Water Supply
Operating Budget
Fiscal Year 2026**

CC - Customer Care

5310 - Collection and Credit

Section's Activity

The Collection and Credit section formulates and establishes collection and credit practices and procedures; maintains cashier services for payment of water and sewer bills; processes payments made by mail and through charge cards, E-bill, automatic bill payment, and Satellite City Halls; maintains records of delinquent and inactive accounts; performs all field collection and customer service work required to maintain an effective billing and collection program.

Account	FY2024 Actual	FY2024 Adopted Budget	FY2025 Adopted Budget	FY2026 Proposed Budget	Change
4110 - Salaries & Wages	493,491	651,900	731,500	661,800	(69,700)
4120 - Overtime	24,277	25,500	26,930	27,000	70
4130 - Miscellaneous (Payroll)	35,185	18,600	26,200	26,200	0
Personnel Services	552,954	696,000	784,630	715,000	(69,630)
4160 - Meals; Mileage & Uniform Allowances	727	2,890	2,590	2,320	(270)
4220 - Collection Fees	888,938	857,440	890,300	1,040,300	150,000
4250 - Other Contractual Services	10,250	15,800	13,620	14,000	380
4430 - Miscellaneous Supplies	823	3,000	0	3,000	3,000
4460 - Other Materials & Supplies	95	0	0	0	0
Materials, Supplies and Services	900,832	879,130	906,510	1,059,620	153,110
Total Collection and Credit	1,453,786	1,575,130	1,691,140	1,774,620	83,480

Budget Highlights

**Board of Water Supply
Operating Budget
Fiscal Year 2026**

CC - Customer Care

5320 - Service Engineering

Section's Activity

The Service Engineering section receives and processes applications for new water service and for relocating or altering water service facilities; renews and approves building permit applications for various types of developments; designs service connections, reviews development and construction plans for water service facilities, maintains maps and records of water distribution and service facilities; performs drafting work for the division; conducts special water service studies; administers water system facilities charges.

Account	FY2024 Actual	FY2024 Adopted Budget	FY2025 Adopted Budget	FY2026 Proposed Budget	Change
4110 - Salaries & Wages	307,068	354,500	458,800	419,500	(39,300)
4120 - Overtime	11,660	17,000	17,000	17,000	0
4130 - Miscellaneous (Payroll)	0	20,000	20,000	20,000	0
Personnel Services	318,728	391,500	495,800	456,500	(39,300)
4160 - Meals; Mileage & Uniform Allowances	12	0	0	0	0
4250 - Other Contractual Services	726	600	500	960	460
4460 - Other Materials & Supplies	235	2,000	2,000	1,000	(1,000)
4910 - Miscellaneous Fees & Registration	623	1,400	1,400	0	(1,400)
Materials, Supplies and Services	1,595	4,000	3,900	1,960	(1,940)
Total Service Engineering	320,323	395,500	499,700	458,460	(41,240)

Budget Highlights

**Board of Water Supply
Operating Budget
Fiscal Year 2026**

CC - Customer Care

5330 - Customer Service and Records

Section's Activity

The Customer Service and Records section services customers' applications requiring reestablishment, discontinuance or transfer of services; maintains customer records for billing purposes; initiates field investigations; reviews governmental agency water service contracts; prepares statistical reports on services and handles inquiries and complaints regarding BWS operations, policies, rates, and high water bills. Assists BWS personnel in other divisions with information, statistics, and status of accounts via computer terminals and services files.

Account	FY2024 Actual	FY2024 Adopted Budget	FY2025 Adopted Budget	FY2026 Proposed Budget	Change
4110 - Salaries & Wages	678,668	1,080,600	1,173,200	1,124,600	(48,600)
4120 - Overtime	4,801	42,500	42,500	42,000	(500)
4130 - Miscellaneous (Payroll)	17,565	4,100	4,100	2,500	(1,600)
Personnel Services	701,034	1,127,200	1,219,800	1,169,100	(50,700)
4160 - Meals; Mileage & Uniform Allowances	48	0	0	0	0
4250 - Other Contractual Services	486	600	500	100,500	100,000
Materials, Supplies and Services	534	600	500	100,500	100,000
Total Customer Service and Records	701,568	1,127,800	1,220,300	1,269,600	49,300

Budget Highlights

Board of Water Supply
Operating Budget
Fiscal Year 2026

CC - Customer Care

5350 - Investigation

Section's Activity

The Investigation section investigates and determines causes of abnormalities, interruptions and reductions in water supply; investigates consumer complaints; locates underground piping systems; locates leaks; inspects water services for conformance to the department's rules and regulations; and obtains field data on water services.

Account	FY2024 Actual	FY2024 Adopted Budget	FY2025 Adopted Budget	FY2026 Proposed Budget	Change
4110 - Salaries & Wages	1,198,570	1,267,100	1,229,900	1,237,000	7,100
4120 - Overtime	190,980	240,000	240,000	240,000	0
4130 - Miscellaneous (Payroll)	0	108,000	46,000	57,000	11,000
Personnel Services	1,389,550	1,615,100	1,515,900	1,534,000	18,100
4160 - Meals; Mileage & Uniform Allowances	11,872	20,400	20,400	20,400	0
4250 - Other Contractual Services	37,092	37,700	43,200	43,200	0
4460 - Other Materials & Supplies	1,413	11,000	7,000	7,000	0
4815 - Repair & Maint - Equipment	3,254	10,000	5,000	5,000	0
4910 - Miscellaneous Fees & Registration	8,081	8,400	7,600	5,800	(1,800)
8050 - Equipment (under \$5,000)	12,507	29,900	35,000	39,000	4,000
Materials, Supplies and Services	74,218	117,400	118,200	120,400	2,200
1270 - General Plant & Equip (over \$5,000)	38,133	12,000	91,600	51,200	(40,400)
Equipment	38,133	12,000	91,600	51,200	(40,400)
Total Investigation	1,501,901	1,744,500	1,725,700	1,705,600	(20,100)

Budget Highlights

**Board of Water Supply
Operating Budget
Fiscal Year 2026**

LAND - Land

Division/Office's Activity

The Land Division is responsible for acquiring water rights, land and land interests by purchase, eminent domain, lease or otherwise; conducts or contracts title searches; prepares or secures surveys, maps and descriptions for land transactions; makes and/or contracts for land appraisals and analyzes those made by others; contracts and negotiates with private parties and governmental agencies to acquire water rights, land and land interests; prepares, checks and processes deeds, easements, leases, licenses, agreements and other documents through to final execution and recordation; administers all lands under the jurisdiction of the departments including recommendations on land use policies and carrying out the disposition of land and land interests, licenses, leases and easements; keeps abreast of laws and court decisions affecting water rights and land values.

Account	FY2024 Actual	FY2024 Adopted Budget	FY2025 Adopted Budget	FY2026 Proposed Budget	Change
4110 - Salaries & Wages	251,666	323,600	343,900	348,300	4,400
4120 - Overtime	16,093	27,000	31,400	33,000	1,600
4130 - Miscellaneous (Payroll)	3,805	0	0	0	0
Personnel Services	271,564	350,600	375,300	381,300	6,000
4160 - Meals; Mileage & Uniform Allowances	48	1,000	1,000	1,000	0
4210 - Appraisals; Title Searches & Related Costs	44,861	102,100	102,100	102,100	0
4250 - Other Contractual Services	24,910	14,100	14,100	14,100	0
4430 - Miscellaneous Supplies	164	300	300	300	0
4480 - Postage	0	100	100	100	0
4720 - Conference Travel & Expenses	0	0	0	500	500
4910 - Miscellaneous Fees & Registration	20,701	20,700	20,800	20,800	0
8050 - Equipment (under \$5,000)	0	0	0	600	600
Materials, Supplies and Services	90,684	138,300	138,400	139,500	1,100
Total LAND - Land	362,248	488,900	513,700	520,800	7,100

Notes

**Board of Water Supply
Operating Budget
Fiscal Year 2026**

WR - Water Resources

Division/Office's Activity

The Water Resources Division administers and coordinates long range planning and the capital program; conducts continuous hydrologic and geologic monitoring; conducts hydraulic water system analysis for infrastructure improvements and operational efficiency; administers and coordinates the review of development related proposals for the availability of water and water system adequacy; and, administers the water conservation and recycled water programs.

Account	FY2024 Actual	FY2024 Adopted Budget	FY2025 Adopted Budget	FY2026 Proposed Budget	Change
4110 - Salaries & Wages	2,370,142	2,749,200	2,909,900	3,218,800	308,900
4120 - Overtime	58,197	123,713	148,148	187,170	39,022
4130 - Miscellaneous (Payroll)	0	5,100	47,722	66,329	18,607
Personnel Services	2,428,340	2,878,013	3,105,770	3,472,299	366,529
4160 - Meals; Mileage & Uniform Allowances	2,109	4,193	4,613	4,686	73
4250 - Other Contractual Services	1,136,351	524,280	560,920	793,000	232,080
4255 - Other Services	115,157	1,109,646	1,367,781	1,696,777	328,996
4265 - Printing	0	1,000	1,000	1,000	0
4270 - Professional Services	3,067,748	3,275,916	4,302,461	3,713,500	(588,961)
4430 - Miscellaneous Supplies	5,191	5,000	5,000	5,000	0
4460 - Other Materials & Supplies	21,475	84,500	90,800	90,000	(800)
4480 - Postage	117	480	480	700	220
4500 - Education and Training	5,649	11,100	6,900	12,300	5,400
4720 - Conference Travel & Expenses	5,950	23,900	20,725	62,445	41,720
4808 - Repair, Maintenance and Other Services - Photovoltaic (PV)	440,000	505,000	517,441	538,764	21,323
4810 - Repair & Maint - Recycled Water Plt	2,724,262	1,028,277	1,317,408	1,550,656	233,248
4815 - Repair & Maint - Equipment	33,821	50,364	55,364	55,472	108
4910 - Miscellaneous Fees & Registration	100	0	1,200	12,100	10,900
4920 - Non-Potable Water Trtmnt Plt Costs	3,709,232	5,704,886	5,936,029	6,093,363	157,334
4940 - US Geol Surv (USGS) CoOp Invest	238,662	410,000	260,000	300,000	40,000
8050 - Equipment (under \$5,000)	9,965	149,000	141,050	152,240	11,190
Materials, Supplies and Services	11,515,789	12,887,542	14,589,172	15,082,003	492,831
1270 - General Plant & Equip (over \$5,000)	0	50,000	87,000	112,000	25,000
Equipment	0	50,000	87,000	112,000	25,000
Total WR - Water Resources	13,944,129	15,815,555	17,781,942	18,666,302	884,360

Notes

**Board of Water Supply
Operating Budget
Fiscal Year 2026**

WR - Water Resources

5450 - Water Resources Administration

Section's Activity

The Water Resources Administration section coordinates and directs the activities of the Division to meet the departmental requirements for water system and water resources management and development, conservation and projection; advises and keeps management informed on water resources and administers the pertinent rules and regulations.

Account	FY2024 Actual	FY2024 Adopted Budget	FY2025 Adopted Budget	FY2026 Proposed Budget	Change
4110 - Salaries & Wages	427,186	410,600	473,100	484,700	11,600
4120 - Overtime	0	2,000	2,000	2,000	0
Personnel Services	427,186	412,600	475,100	486,700	11,600
4160 - Meals; Mileage & Uniform Allowances	27	0	0	0	0
4250 - Other Contractual Services	2,778	1,200	5,400	5,400	0
4270 - Professional Services	1,491,832	1,800,000	1,155,000	1,100,000	(55,000)
4430 - Miscellaneous Supplies	5,191	5,000	5,000	5,000	0
4460 - Other Materials & Supplies	929	0	0	0	0
4500 - Education and Training	125	0	0	5,500	5,500
4720 - Conference Travel & Expenses	900	1,950	1,700	10,700	9,000
4815 - Repair & Maint - Equipment	104	500	500	500	0
4910 - Miscellaneous Fees & Registration	0	0	0	10,000	10,000
Materials, Supplies and Services	1,501,887	1,808,650	1,167,600	1,137,100	(30,500)
1270 - General Plant & Equip (over \$5,000)	0	0	37,000	37,000	0
Equipment	0	0	37,000	37,000	0
Total Water Resources Administration	1,929,072	2,221,250	1,679,700	1,660,800	(18,900)

Budget Highlights

**Board of Water Supply
Operating Budget
Fiscal Year 2026**

WR - Water Resources

5470 - Water System Planning

Section's Activity

The Water Systems Planning section supports the functions of the Water Resources Division and other divisions by analyzing the feasibility of proposed capital projects and water system improvements using computer hydraulic models; verifying source contribution for the annual Consumer Confidence Report; developing specialized computer hydraulic models and analyzing operational scenarios; implementing/ assisting with the investigation and resolution of customer complaints of inadequate water service; coordinating the acquisition and evaluation of private water systems; and gathering real-time operational data for analysis and evaluation.

Account	FY2024 Actual	FY2024 Adopted Budget	FY2025 Adopted Budget	FY2026 Proposed Budget	Change
4110 - Salaries & Wages	380,365	477,800	509,500	509,000	(500)
4120 - Overtime	336	5,016	3,438	6,749	3,311
4130 - Miscellaneous (Payroll)	0	0	42,566	61,014	18,448
Personnel Services	380,701	482,816	555,504	576,763	21,259
4160 - Meals; Mileage & Uniform Allowances	40	400	600	600	0
4250 - Other Contractual Services	3,307	103,300	102,060	104,560	2,500
4270 - Professional Services	100,000	0	0	0	0
4460 - Other Materials & Supplies	626	1,800	1,800	1,800	0
4480 - Postage	0	480	480	700	220
4500 - Education and Training	300	9,500	4,800	4,800	0
4720 - Conference Travel & Expenses	900	4,950	5,025	16,245	11,220
4815 - Repair & Maint - Equipment	1,717	9,864	9,864	9,972	108
8050 - Equipment (under \$5,000)	9,965	11,000	1,250	13,240	11,990
Materials, Supplies and Services	116,855	141,294	125,879	151,917	26,038
Total Water System Planning	497,556	624,110	681,383	728,680	47,297

Budget Highlights

**Board of Water Supply
Operating Budget
Fiscal Year 2026**

WR - Water Resources

5472 - Water Conservation

Section's Activity

The Water Conservation section directs the water conservation activities of the department; conducts the planning, engineering, research, development, and implementation of the department's external (demand-side) and internal (infrastructure) conservation programs, including water facilities energy conservation and efficiency programs and recycled and other non-potable water programs.

Account	FY2024 Actual	FY2024 Adopted Budget	FY2025 Adopted Budget	FY2026 Proposed Budget	Change
4110 - Salaries & Wages	333,610	472,900	478,500	573,100	94,600
4120 - Overtime	12,099	19,820	23,368	29,552	6,184
Personnel Services	345,709	492,720	501,868	602,652	100,784
4160 - Meals; Mileage & Uniform Allowances	547	1,003	1,203	1,186	(17)
4250 - Other Contractual Services	4,333	4,320	0	0	0
4270 - Professional Services	1,475,916	1,475,916	1,647,461	2,613,500	966,039
4460 - Other Materials & Supplies	7,090	11,250	11,250	10,950	(300)
4720 - Conference Travel & Expenses	1,150	4,000	3,100	17,400	14,300
4808 - Repair, Maintenance and Other Services - Photovoltaic (PV)	440,000	505,000	517,441	538,764	21,323
4910 - Miscellaneous Fees & Registration	0	0	0	900	900
Materials, Supplies and Services	1,929,037	2,001,489	2,180,455	3,182,700	1,002,245
Total Water Conservation	2,274,746	2,494,209	2,682,323	3,785,352	1,103,029

Budget Highlights

**Board of Water Supply
Operating Budget
Fiscal Year 2026**

WR - Water Resources

5475 - Recycled Water

Section's Activity

The Recycled Water program is responsible for the treatment and distribution of recycled water for beneficial reuse island-wide; the construction, acquisition, and operation of recycled water treatment and distribution infrastructure; long-term service and support agreements with large water users; and to conduct research and provide public outreach to promote acceptance of recycled water.

Account	FY2024 Actual	FY2024 Adopted Budget	FY2025 Adopted Budget	FY2026 Proposed Budget	Change
4250 - Other Contractual Services	205,412	252,000	290,000	420,000	130,000
4810 - Repair & Maint - Recycled Water Plt	2,724,262	1,028,277	1,317,408	1,550,656	233,248
4920 - Non-Potable Water Trtmnt Plt Costs	3,709,232	5,704,886	5,936,029	6,093,363	157,334
Materials, Supplies and Services	6,638,906	6,985,163	7,543,437	8,064,019	520,582
Total Recycled Water	6,638,906	6,985,163	7,543,437	8,064,019	520,582

Budget Highlights

**Board of Water Supply
Operating Budget
Fiscal Year 2026**

WR - Water Resources

5480 - Hydrology-Geology

Section's Activity

The Hydrology-Geology section is responsible for water resource monitoring and evaluation. The section collects and analyzes hydrologic and geologic data to manage resources, to identify new sources, to determine capacity of groundwater resources and aquifer properties. Plans and specifications are prepared for the drilling, testing, and sealing of wells of varying utility. The data collection unit collects rainfall, production and water level data, and conducts geophysical well profiles. These compiled data as well as hydrologic advice provided by staff is given to other sections, units, agencies and the public as requested. The data is used for the preparation of source development and management reports and studies. Watershed related programs and activities are administered through the watershed coordinator.

Account	FY2024 Actual	FY2024 Adopted Budget	FY2025 Adopted Budget	FY2026 Proposed Budget	Change
4110 - Salaries & Wages	473,953	480,300	500,000	578,500	78,500
4120 - Overtime	12,886	42,524	43,589	44,476	887
4130 - Miscellaneous (Payroll)	0	5,100	5,156	5,315	159
Personnel Services	486,838	527,924	548,745	628,291	79,546
4160 - Meals; Mileage & Uniform Allowances	748	1,000	1,000	1,000	0
4250 - Other Contractual Services	920,034	162,000	162,000	262,000	100,000
4255 - Other Services	115,157	1,109,646	1,367,781	1,696,777	328,996
4265 - Printing	0	1,000	1,000	1,000	0
4460 - Other Materials & Supplies	12,542	70,400	76,200	76,200	0
4480 - Postage	117	0	0	0	0
4500 - Education and Training	5,224	1,600	1,600	1,600	0
4720 - Conference Travel & Expenses	1,400	10,400	7,200	10,800	3,600
4815 - Repair & Maint - Equipment	32,000	40,000	45,000	45,000	0
4910 - Miscellaneous Fees & Registration	100	0	1,200	1,200	0
4940 - US Geol Surv (USGS) CoOp Invest	238,662	410,000	260,000	300,000	40,000
8050 - Equipment (under \$5,000)	0	138,000	138,000	138,000	0
Materials, Supplies and Services	1,325,983	1,944,046	2,060,981	2,533,577	472,596
1270 - General Plant & Equip (over \$5,000)	0	50,000	50,000	75,000	25,000
Equipment	0	50,000	50,000	75,000	25,000
Total Hydrology-Geology	1,812,821	2,521,970	2,659,726	3,236,868	577,142

Budget Highlights

**Board of Water Supply
Operating Budget
Fiscal Year 2026**

WR - Water Resources

5490 - Project Review

Section's Activity

The Project Review section reviews all requests concerning the availability of water; reviews all water master plans of private and public developments; provides system pressure and flow data; evaluates existing system facilities to ascertain capacities required to support proposed private and public developments; and maintains the files of outstanding water commitments.

Account	FY2024 Actual	FY2024 Adopted Budget	FY2025 Adopted Budget	FY2026 Proposed Budget	Change
4110 - Salaries & Wages	380,671	438,700	435,500	501,800	66,300
4120 - Overtime	7,822	7,753	7,753	16,293	8,540
Personnel Services	388,493	446,453	443,253	518,093	74,840
4160 - Meals; Mileage & Uniform Allowances	173	720	720	720	0
4250 - Other Contractual Services	486	0	0	0	0
4460 - Other Materials & Supplies	288	400	900	400	(500)
4500 - Education and Training	0	0	500	400	(100)
4720 - Conference Travel & Expenses	700	1,500	1,500	3,300	1,800
Materials, Supplies and Services	1,647	2,620	3,620	4,820	1,200
Total Project Review	390,140	449,073	446,873	522,913	76,040

Budget Highlights

**Board of Water Supply
Operating Budget
Fiscal Year 2026**

WR - Water Resources

5495 - Long Range Planning

Section's Activity

The Long-Range Planning section develops master and long-range plans for water system improvements to meet departmental goals and objectives; prepares population projections and estimates of future water requirements; and prepares, prioritizes, and justifies related Capital Program projects.

Account	FY2024 Actual	FY2024 Adopted Budget	FY2025 Adopted Budget	FY2026 Proposed Budget	Change
4110 - Salaries & Wages	374,358	468,900	513,300	571,700	58,400
4120 - Overtime	25,055	46,600	68,000	88,100	20,100
Personnel Services	399,413	515,500	581,300	659,800	78,500
4160 - Meals; Mileage & Uniform Allowances	575	1,070	1,090	1,180	90
4250 - Other Contractual Services	0	1,460	1,460	1,040	(420)
4460 - Other Materials & Supplies	0	650	650	650	0
4720 - Conference Travel & Expenses	900	1,100	2,200	4,000	1,800
8050 - Equipment (under \$5,000)	0	0	0	1,000	1,000
Materials, Supplies and Services	1,475	4,280	5,400	7,870	2,470
Total Long Range Planning	400,888	519,780	586,700	667,670	80,970

Budget Highlights

**Board of Water Supply
Operating Budget
Fiscal Year 2026**

FO - Field Operations

Division/Office's Activity

The Field Operations Division is responsible for the maintenance of all waterworks facilities including all pipelines, valves, fire hydrants, meters, Automated Meter Reading (AMR) components, and corporation yards; maintaining all grounds; installing, maintaining, and repairing service connections; maintaining office buildings; and physical control of the storerooms and storage yards.

Account	FY2024 Actual	FY2024 Adopted Budget	FY2025 Adopted Budget	FY2026 Proposed Budget	Change
4110 - Salaries & Wages	12,598,884	16,040,300	17,208,100	17,340,600	132,500
4120 - Overtime	2,417,056	2,245,500	2,502,000	2,542,000	40,000
4130 - Miscellaneous (Payroll)	387,136	872,800	872,800	845,300	(27,500)
Personnel Services	15,403,076	19,158,600	20,582,900	20,727,900	145,000
1110 - Materials & Supplies (Storeroom)	2,702,777	3,146,000	3,120,000	3,432,000	312,000
1120 - Meters (Storeroom)	1,609,510	2,275,000	2,275,000	2,502,500	227,500
1125 - AMR Materials & Supplies (Storeroom)	634,531	150,000	750,000	825,000	75,000
4160 - Meals; Mileage & Uniform Allowances	121,062	131,500	134,500	136,150	1,650
4230 - Emergency & Contracted Road Repairs	6,591,869	7,200,000	7,200,000	7,200,000	0
4250 - Other Contractual Services	1,139,390	2,453,000	3,678,000	4,045,000	367,000
4260 - Advertising & Publication of Notices	740	0	0	0	0
4270 - Professional Services	0	75,000	100,000	100,000	0
4280 - Refuse Collection & Disposal	1,088,558	1,200,000	1,200,000	1,200,000	0
4410 - Gasoline	88,441	0	0	0	0
4420 - Hauling Charges	0	50,000	50,000	50,000	0
4430 - Miscellaneous Supplies	7,834	10,000	10,000	11,000	1,000
4440 - Motor Vehicle Parts & Accessories	317	0	0	0	0
4460 - Other Materials & Supplies	347,680	526,000	541,000	595,100	54,100
4470 - Parts and Accessories	5,615	0	0	0	0
4490 - Storeroom Materials	3,791	0	0	0	0
4500 - Education and Training	6,201	45,000	45,000	45,000	0
4720 - Conference Travel & Expenses	950	6,000	6,000	49,500	43,500
4805 - Repair & Maint - Structures	16,003	60,000	505,000	505,000	0
4815 - Repair & Maint - Equipment	9,986	38,000	38,000	38,000	0
4910 - Miscellaneous Fees & Registration	237	0	0	0	0
4923 - Store Materials & Expense	1,408,520	800,000	800,000	800,000	0
8050 - Equipment (under \$5,000)	131,955	199,235	81,280	158,355	77,075
Materials, Supplies and Services	15,915,965	18,364,735	20,533,780	21,692,605	1,158,825
1270 - General Plant & Equip (over \$5,000)	41,680	52,900	132,900	191,680	58,780
Equipment	41,680	52,900	132,900	191,680	58,780
Total FO - Field Operations	31,360,721	37,576,235	41,249,580	42,612,185	1,362,605

Notes

**Board of Water Supply
Operating Budget
Fiscal Year 2026**

FO - Field Operations

5500 - Field Operations Administration

Section's Activity

The Field Operations Administration section directs the affairs of the Field Operations Division.

Account	FY2024 Actual	FY2024 Adopted Budget	FY2025 Adopted Budget	FY2026 Proposed Budget	Change
4110 - Salaries & Wages	355,318	427,200	445,600	515,100	69,500
4120 - Overtime	315	10,000	10,000	10,000	0
4130 - Miscellaneous (Payroll)	0	10,000	10,000	10,000	0
Personnel Services	355,633	447,200	465,600	535,100	69,500
4160 - Meals; Mileage & Uniform Allowances	0	1,000	1,000	1,000	0
4230 - Emergency & Contracted Road Repairs	6,591,869	7,200,000	7,200,000	7,200,000	0
4250 - Other Contractual Services	273,179	625,000	725,000	1,075,000	350,000
4260 - Advertising & Publication of Notices	740	0	0	0	0
4270 - Professional Services	0	75,000	100,000	100,000	0
4280 - Refuse Collection & Disposal	1,088,558	1,200,000	1,200,000	1,200,000	0
4440 - Motor Vehicle Parts & Accessories	317	0	0	0	0
4460 - Other Materials & Supplies	6	0	0	0	0
4500 - Education and Training	5,705	45,000	45,000	45,000	0
4720 - Conference Travel & Expenses	950	6,000	6,000	49,500	43,500
4805 - Repair & Maint - Structures	0	0	25,000	25,000	0
Materials, Supplies and Services	7,961,324	9,152,000	9,302,000	9,695,500	393,500
1270 - General Plant & Equip (over \$5,000)	0	0	50,000	50,000	0
Equipment	0	0	50,000	50,000	0
Total Field Operations Administration	8,316,956	9,599,200	9,817,600	10,280,600	463,000

Budget Highlights

**Board of Water Supply
Operating Budget
Fiscal Year 2026**

FO - Field Operations

5525 - Engineering & Technical Support

Section's Activity

The Engineering and Technical Support section is responsible for the leak detection program; prepares plans and specifications, implements, and inspects the Indefinite Delivery Indefinite Quantity repaving work by contractors; prepares plans and specifications for capital projects under Field Operations' jurisdiction; review plans, specifications, and reports for BWS projects and projects that will be dedicated to BWS; evaluates new materials and equipment for maintenance requirements; and provide engineering support for field crews' work.

Account	FY2024 Actual	FY2024 Adopted Budget	FY2025 Adopted Budget	FY2026 Proposed Budget	Change
4110 - Salaries & Wages	326,568	500,300	597,500	637,800	40,300
4120 - Overtime	56,226	15,000	50,000	50,000	0
4130 - Miscellaneous (Payroll)	5,627	10,000	10,000	10,000	0
Personnel Services	388,421	525,300	657,500	697,800	40,300
4160 - Meals; Mileage & Uniform Allowances	4,065	3,500	3,500	3,500	0
4250 - Other Contractual Services	0	275,000	275,000	275,000	0
4460 - Other Materials & Supplies	12,345	10,000	10,000	11,000	1,000
4815 - Repair & Maint - Equipment	0	5,000	5,000	5,000	0
8050 - Equipment (under \$5,000)	0	13,100	500	550	50
Materials, Supplies and Services	16,411	306,600	294,000	295,050	1,050
1270 - General Plant & Equip (over \$5,000)	41,680	39,200	17,500	104,500	87,000
Equipment	41,680	39,200	17,500	104,500	87,000
Total Technical & Operational Support Branch	446,512	871,100	969,000	1,097,350	128,350

Budget Highlights

**Board of Water Supply
Operating Budget
Fiscal Year 2026**

FO - Field Operations

5552 - Meter Maintenance

Section's Activity

The Meter Maintenance section operates and maintains the meter shop for testing and repairing meters; conducts annual meter and Automated Meter Reading (AMR) maintenance program; inspects and performs large meter performance tests; repairs or replaces large meters; reviews and evaluates meter technical data; performs meter mastering to optimize meter type, size, and to diagnose problems; and installs and removes temporary fire hydrant meter assemblies.

Account	FY2024 Actual	FY2024 Adopted Budget	FY2025 Adopted Budget	FY2026 Proposed Budget	Change
4110 - Salaries & Wages	891,791	1,297,900	1,415,000	1,150,800	(264,200)
4120 - Overtime	42,405	20,000	35,000	45,000	10,000
4130 - Miscellaneous (Payroll)	2,124	40,000	40,000	40,000	0
Personnel Services	936,320	1,357,900	1,490,000	1,235,800	(254,200)
1120 - Meters (Storeroom)	1,609,510	2,275,000	2,275,000	2,502,500	227,500
1125 - AMR Materials & Supplies (Storeroom)	634,531	150,000	750,000	825,000	75,000
4160 - Meals; Mileage & Uniform Allowances	3,343	3,000	3,000	3,000	0
4250 - Other Contractual Services	4,272	0	0	0	0
4460 - Other Materials & Supplies	18,836	30,000	30,000	33,000	3,000
8050 - Equipment (under \$5,000)	56,321	58,200	32,800	39,600	6,800
Materials, Supplies and Services	2,326,812	2,516,200	3,090,800	3,403,100	312,300
Total Technical & Operational Support Branch	3,263,132	3,874,100	4,580,800	4,638,900	58,100

Budget Highlights

**Board of Water Supply
Operating Budget
Fiscal Year 2026**

FO - Field Operations

5585 - Storeroom

Section's Activity

The Storeroom section is responsible for physical control of the storerooms and storage yards; coordinates and processes the annual materials contract; and stores and disposes of scrap and surplus materials.

Account	FY2024 Actual	FY2024 Adopted Budget	FY2025 Adopted Budget	FY2026 Proposed Budget	Change
4110 - Salaries & Wages	135,861	258,800	270,400	263,300	(7,100)
4120 - Overtime	18,958	5,000	7,000	7,000	0
4130 - Miscellaneous (Payroll)	0	10,000	10,000	10,000	0
Personnel Services	154,819	273,800	287,400	280,300	(7,100)
1110 - Materials & Supplies (Storeroom)	2,702,777	3,146,000	3,120,000	3,432,000	312,000
4160 - Meals; Mileage & Uniform Allowances	5,516	4,000	4,000	4,000	0
4250 - Other Contractual Services	5,277	75,000	75,000	75,000	0
4420 - Hauling Charges	0	50,000	50,000	50,000	0
4430 - Miscellaneous Supplies	1,432	0	0	0	0
4460 - Other Materials & Supplies	72,987	250,000	250,000	275,000	25,000
4490 - Storeroom Materials	3,791	0	0	0	0
4500 - Education and Training	98	0	0	0	0
4815 - Repair & Maint - Equipment	396	0	0	0	0
4923 - Store Materials & Expense	1,408,520	800,000	800,000	800,000	0
8050 - Equipment (under \$5,000)	0	5,000	5,000	5,500	500
Materials, Supplies and Services	4,200,795	4,330,000	4,304,000	4,641,500	337,500
Total Technical & Operational Support Branch	4,355,614	4,603,800	4,591,400	4,921,800	330,400

Budget Highlights

**Board of Water Supply
Operating Budget
Fiscal Year 2026**

FO - Field Operations

5519 - Maintenance Support

Section's Activity

The Maintenance Support branch directs and coordinates the activities pertaining to the landscaping and maintenance of the Beretania Complex buildings and corporation yards.

Account	FY2024 Actual	FY2024 Adopted Budget	FY2025 Adopted Budget	FY2026 Proposed Budget	Change
4110 - Salaries & Wages	187,437	317,400	328,200	328,200	0
4120 - Overtime	73,601	40,000	40,000	70,000	30,000
4130 - Miscellaneous (Payroll)	1,722	3,400	3,400	3,400	0
Personnel Services	262,760	360,800	371,600	401,600	30,000
4160 - Meals; Mileage & Uniform Allowances	2,106	1,000	1,000	2,500	1,500
Materials, Supplies and Services	2,106	1,000	1,000	2,500	1,500
Total Maintenance Support Branch	264,866	361,800	372,600	404,100	31,500

Budget Highlights

**Board of Water Supply
Operating Budget
Fiscal Year 2026**

FO - Field Operations

5522 - Grounds

Section's Activity

The Grounds section is responsible for the maintenance of grounds and landscaped areas at Beretania Complex, Halawa Garden, corporation yards, pump stations, reservoirs, and well sites; maintains BWS access roads from vegetation overgrowth; and prepares, implements, and oversees contracts for private contractors to perform major tree trimming and maintenance work at dam sites.

Account	FY2024 Actual	FY2024 Adopted Budget	FY2025 Adopted Budget	FY2026 Proposed Budget	Change
4110 - Salaries & Wages	1,475,068	2,115,900	2,220,800	2,220,800	0
4120 - Overtime	11,214	20,000	20,000	20,000	0
4130 - Miscellaneous (Payroll)	99,127	70,000	70,000	100,000	30,000
Personnel Services	1,585,409	2,205,900	2,310,800	2,340,800	30,000
4160 - Meals; Mileage & Uniform Allowances	2,629	6,000	6,000	6,000	0
4250 - Other Contractual Services	767,269	1,295,000	2,370,000	2,370,000	0
4460 - Other Materials & Supplies	55,002	40,000	50,000	55,000	5,000
4815 - Repair & Maint - Equipment	2,080	5,000	5,000	5,000	0
8050 - Equipment (under \$5,000)	13,494	16,625	2,900	10,505	7,605
Materials, Supplies and Services	840,475	1,362,625	2,433,900	2,446,505	12,605
Total Maintenance Support Branch	2,425,884	3,568,525	4,744,700	4,787,305	42,605

Budget Highlights

**Board of Water Supply
Operating Budget
Fiscal Year 2026**

FO - Field Operations

5553 - Building Custodial

Section's Activity

The Building Custodial section maintains Beretania Complex buildings, Kalihi Office buildings, and Kalihi Museum.

Account	FY2024 Actual	FY2024 Adopted Budget	FY2025 Adopted Budget	FY2026 Proposed Budget	Change
4110 - Salaries & Wages	464,268	495,200	520,000	520,000	0
4120 - Overtime	4,552	10,000	10,000	10,000	0
4130 - Miscellaneous (Payroll)	0	10,000	10,000	10,000	0
Personnel Services	468,820	515,200	540,000	540,000	0
4160 - Meals; Mileage & Uniform Allowances	756	5,000	5,000	5,000	0
4250 - Other Contractual Services	1,477	10,000	60,000	60,000	0
4460 - Other Materials & Supplies	7,098	12,000	12,000	13,200	1,200
4805 - Repair & Maint - Structures	8,218	10,000	20,000	20,000	0
Materials, Supplies and Services	17,549	37,000	97,000	98,200	1,200
Total Maintenance Support Branch	486,369	552,200	637,000	638,200	1,200

Budget Highlights

**Board of Water Supply
Operating Budget
Fiscal Year 2026**

FO - Field Operations

5535 - Metropolitan Field Services District

Section's Activity

The Metropolitan Field Services District administers the affairs of the section. It conducts all emergency repair operations and maintenance work involving the water system and appurtenances within the Metropolitan District, including all mains, valves, service connections, fire hydrants, reservoir disinfection work, and appurtenant concrete work; repair reservoirs and buildings; construct pipelines and miscellaneous projects; conducts Sanitary Survey inspection work; and provides clerical support for Engineering & Technical Support Section (5525), and the Maintenance Support Branch (5519).

Account	FY2024 Actual	FY2024 Adopted Budget	FY2025 Adopted Budget	FY2026 Proposed Budget	Change
4110 - Salaries & Wages	3,908,669	4,740,400	5,151,800	5,252,100	100,300
4120 - Overtime	858,507	910,000	1,000,000	1,000,000	0
4130 - Miscellaneous (Payroll)	156,410	288,000	288,000	298,000	10,000
Personnel Services	4,923,586	5,938,400	6,439,800	6,550,100	110,300
4160 - Meals; Mileage & Uniform Allowances	42,333	50,000	50,000	50,000	0
4250 - Other Contractual Services	66,343	152,000	152,000	152,000	0
4410 - Gasoline	85	0	0	0	0
4430 - Miscellaneous Supplies	2,595	6,000	6,000	6,600	600
4460 - Other Materials & Supplies	82,183	90,000	90,000	99,000	9,000
4470 - Parts and Accessories	5,615	0	0	0	0
4500 - Education and Training	94	0	0	0	0
4805 - Repair & Maint - Structures	7,115	50,000	250,000	250,000	0
4815 - Repair & Maint - Equipment	6,456	15,000	15,000	15,000	0
8050 - Equipment (under \$5,000)	24,409	22,760	5,300	28,632	23,332
Materials, Supplies and Services	237,228	385,760	568,300	601,232	32,932
1270 - General Plant & Equip (over \$5,000)	0	0	53,400	37,180	(16,220)
Equipment	0	0	53,400	37,180	(16,220)
Total Metropolitan Field Services District	5,160,813	6,324,160	7,061,500	7,188,512	127,012

Budget Highlights

**Board of Water Supply
Operating Budget
Fiscal Year 2026**

FO - Field Operations

5540 - Suburban Field Services District

Section's Activity

The Suburban Field Services section directs and coordinates the activities pertaining to maintenance of pipelines and appurtenances, building and corporation yards, provides clerical support to sections of the branch (5541 - Manana, 5542 - Wahiawa, 5543 - Waianae, and 5560 Windward).

Account	FY2024 Actual	FY2024 Adopted Budget	FY2025 Adopted Budget	FY2026 Proposed Budget	Change
4110 - Salaries & Wages	78,532	174,800	160,800	181,900	21,100
4120 - Overtime	4,940	5,000	5,000	5,000	0
4130 - Miscellaneous (Payroll)	0	2,400	2,400	2,400	0
Personnel Services	83,472	182,200	168,200	189,300	21,100
4160 - Meals; Mileage & Uniform Allowances	110	0	0	150	150
4250 - Other Contractual Services	15,901	0	0	17,000	17,000
4430 - Miscellaneous Supplies	3,670	4,000	4,000	4,400	400
4500 - Education and Training	59	0	0	0	0
4805 - Repair & Maint - Structures	0	0	200,000	200,000	0
Materials, Supplies and Services	19,740	4,000	204,000	221,550	17,550
Total Administration Section	103,213	186,200	372,200	410,850	38,650
Budget Highlights					

**Board of Water Supply
Operating Budget
Fiscal Year 2026**

FO - Field Operations

5541 - Manana

Section's Activity

The Manana section conducts all emergency repair operations and maintenance work involving the water system and appurtenances within the Manana District, including all mains, valves, service connections, fire hydrants, reservoir disinfection work, and appurtenant concrete work; repair reservoirs and buildings; construct pipelines and miscellaneous projects; and conducts Sanitary Survey inspection work.

Account	FY2024 Actual	FY2024 Adopted Budget	FY2025 Adopted Budget	FY2026 Proposed Budget	Change
4110 - Salaries & Wages	1,839,527	2,295,600	2,423,400	2,518,800	95,400
4120 - Overtime	636,226	450,000	500,000	500,000	0
4130 - Miscellaneous (Payroll)	48,024	189,000	189,000	144,500	(44,500)
Personnel Services	2,523,777	2,934,600	3,112,400	3,163,300	50,900
4160 - Meals; Mileage & Uniform Allowances	27,927	20,000	20,000	20,000	0
4250 - Other Contractual Services	2,658	15,000	15,000	15,000	0
4460 - Other Materials & Supplies	30,654	60,000	60,000	66,000	6,000
4500 - Education and Training	245	0	0	0	0
4805 - Repair & Maint - Structures	107	0	0	0	0
4815 - Repair & Maint - Equipment	0	5,000	5,000	5,000	0
4910 - Miscellaneous Fees & Registration	90	0	0	0	0
8050 - Equipment (under \$5,000)	11,582	20,000	14,880	13,398	(1,482)
Materials, Supplies and Services	73,261	120,000	114,880	119,398	4,518
1270 - General Plant & Equip (over \$5,000)	0	7,000	7,000	0	(7,000)
Equipment	0	7,000	7,000	0	(7,000)
Total Administration Section	2,597,038	3,061,600	3,234,280	3,282,698	48,418

Budget Highlights

**Board of Water Supply
Operating Budget
Fiscal Year 2026**

FO - Field Operations

5542 - Wahiawa

Section's Activity

The Wahiawa section conducts all emergency repair operations and maintenance work involving the water distribution system and appurtenances within the Wahiawa District, including all mains, valves, service connections, fire hydrants, reservoir disinfection work, and appurtenant concrete work; repair reservoirs and buildings; construct pipelines and miscellaneous projects; and conducts Sanitary Survey inspection work.

Account	FY2024 Actual	FY2024 Adopted Budget	FY2025 Adopted Budget	FY2026 Proposed Budget	Change
4110 - Salaries & Wages	667,465	706,300	800,900	825,500	24,600
4120 - Overtime	171,505	144,000	150,000	150,000	0
4130 - Miscellaneous (Payroll)	17,217	41,400	41,400	41,400	0
Personnel Services	856,187	891,700	992,300	1,016,900	24,600
4160 - Meals; Mileage & Uniform Allowances	8,946	11,000	11,000	11,000	0
4250 - Other Contractual Services	51	0	0	0	0
4460 - Other Materials & Supplies	9,467	12,000	12,000	13,200	1,200
4815 - Repair & Maint - Equipment	452	3,000	3,000	3,000	0
4910 - Miscellaneous Fees & Registration	40	0	0	0	0
8050 - Equipment (under \$5,000)	4,361	7,800	7,500	13,860	6,360
Materials, Supplies and Services	23,316	33,800	33,500	41,060	7,560
Total Administration Section	879,503	925,500	1,025,800	1,057,960	32,160
Budget Highlights					

**Board of Water Supply
Operating Budget
Fiscal Year 2026**

FO - Field Operations

5543 - Waianae

Section's Activity

The Waianae section conducts all emergency repair operations and maintenance work involving the water distribution system and appurtenances within the Waianae District, including all mains, valves, service connections, fire hydrants, reservoir disinfection work, and appurtenant concrete work; repair reservoirs and buildings; construct pipelines and miscellaneous projects; and conducts Sanitary Survey inspection work.

Account	FY2024 Actual	FY2024 Adopted Budget	FY2025 Adopted Budget	FY2026 Proposed Budget	Change
4110 - Salaries & Wages	685,336	923,500	941,500	946,700	5,200
4120 - Overtime	146,962	324,000	275,000	275,000	0
4130 - Miscellaneous (Payroll)	20,439	81,200	81,200	83,200	2,000
Personnel Services	852,738	1,328,700	1,297,700	1,304,900	7,200
4160 - Meals; Mileage & Uniform Allowances	7,198	15,000	15,000	15,000	0
4250 - Other Contractual Services	471	0	0	0	0
4460 - Other Materials & Supplies	4,988	7,000	7,000	7,700	700
4815 - Repair & Maint - Equipment	486	2,500	2,500	2,500	0
8050 - Equipment (under \$5,000)	11,413	11,000	7,000	8,360	1,360
Materials, Supplies and Services	24,557	35,500	31,500	33,560	2,060
1270 - General Plant & Equip (over \$5,000)	0	6,700	5,000	0	(5,000)
Equipment	0	6,700	5,000	0	(5,000)
Total Administration Section	877,295	1,370,900	1,334,200	1,338,460	4,260

Budget Highlights

**Board of Water Supply
Operating Budget
Fiscal Year 2026**

FO - Field Operations

5560 - Windward Section

Section's Activity

The Windward section conducts all emergency repair operations and maintenance work involving the water distribution system and appurtenances within the Windward District, including all mains, valves, service connections, fire hydrants, reservoir disinfection work, and appurtenant concrete work; repair reservoirs and buildings; construct pipelines and miscellaneous projects; and conducts Sanitary Survey inspection work.

Account	FY2024 Actual	FY2024 Adopted Budget	FY2025 Adopted Budget	FY2026 Proposed Budget	Change
4110 - Salaries & Wages	1,583,044	1,787,000	1,932,200	1,979,600	47,400
4120 - Overtime	391,645	292,500	400,000	400,000	0
4130 - Miscellaneous (Payroll)	36,445	117,400	117,400	92,400	(25,000)
Personnel Services	2,011,134	2,196,900	2,449,600	2,472,000	22,400
4160 - Meals; Mileage & Uniform Allowances	16,133	12,000	15,000	15,000	0
4250 - Other Contractual Services	2,490	6,000	6,000	6,000	0
4410 - Gasoline	88,356	0	0	0	0
4430 - Miscellaneous Supplies	136	0	0	0	0
4460 - Other Materials & Supplies	54,114	15,000	20,000	22,000	2,000
4805 - Repair & Maint - Structures	563	0	10,000	10,000	0
4815 - Repair & Maint - Equipment	116	2,500	2,500	2,500	0
4910 - Miscellaneous Fees & Registration	107	0	0	0	0
8050 - Equipment (under \$5,000)	10,375	44,750	4,000	37,950	33,950
Materials, Supplies and Services	172,391	80,250	57,500	93,450	35,950
Total Administration Section	2,183,526	2,277,150	2,507,100	2,565,450	58,350

Budget Highlights

**Board of Water Supply
Operating Budget
Fiscal Year 2026**

CP - Capital Projects

Division/Office's Activity

The Capital Projects Division develops and directs engineering policy and programs to carry out the department's mission, vision, goals, and objectives; formulates and implements the annual Capital Improvement Program budget; develops, implements, and maintains programs to address water infrastructure needs; ensures all improvements to the municipal water system are designed and constructed in compliance with the department's standards and policies; coordinates construction schedules and requirements between operational units and external entities; and provides advisory services to other units and staff services for executive decision making.

Account	FY2024 Actual	FY2024 Adopted Budget	FY2025 Adopted Budget	FY2026 Proposed Budget	Change
4110 - Salaries & Wages	4,463,190	5,808,400	6,230,000	6,867,200	637,200
4120 - Overtime	475,621	440,000	440,000	440,000	0
4130 - Miscellaneous (Payroll)	73,293	273,300	274,500	274,500	0
Personnel Services	5,012,104	6,521,700	6,944,500	7,581,700	637,200
4160 - Meals; Mileage & Uniform Allowances	10,942	7,100	6,984	6,994	10
4250 - Other Contractual Services	482,611	471,600	470,019	470,200	181
4260 - Advertising & Publication of Notices	0	3,000	3,000	3,000	0
4270 - Professional Services	1,450,000	2,000,000	2,000,000	2,000,000	0
4430 - Miscellaneous Supplies	2,697	4,000	4,000	4,000	0
4460 - Other Materials & Supplies	6,813	32,750	32,450	32,850	400
4500 - Education and Training	2,097	33,173	36,060	33,570	(2,490)
4720 - Conference Travel & Expenses	2,750	12,200	9,350	11,575	2,225
4815 - Repair & Maint - Equipment	4,350	4,000	4,600	5,100	500
4910 - Miscellaneous Fees & Registration	0	440	400	400	0
8050 - Equipment (under \$5,000)	0	3,800	4,000	13,000	9,000
Materials, Supplies and Services	1,962,261	2,572,063	2,570,863	2,580,689	9,826
1270 - General Plant & Equip (over \$5,000)	0	150,000	150,000	150,000	0
Equipment	0	150,000	150,000	150,000	0
Total CP - Capital Projects	6,974,365	9,243,763	9,665,363	10,312,389	647,026

Notes

**Board of Water Supply
Operating Budget
Fiscal Year 2026**

CP - Capital Projects

5565 - Capital Projects Administration

Section's Activity

Capital Projects Administration develops and directs programs involving the planning, design, inspection, and execution of all projects that are incorporated into the public water system.

Account	FY2024 Actual	FY2024 Adopted Budget	FY2025 Adopted Budget	FY2026 Proposed Budget	Change
4110 - Salaries & Wages	363,612	427,300	408,600	480,700	72,100
4120 - Overtime	103,009	40,000	40,000	40,000	0
4130 - Miscellaneous (Payroll)	59,638	300	300	300	0
Personnel Services	526,260	467,600	448,900	521,000	72,100
4160 - Meals; Mileage & Uniform Allowances	1,104	500	500	500	0
4250 - Other Contractual Services	10,180	164,200	164,200	164,200	0
4260 - Advertising & Publication of Notices	0	3,000	3,000	3,000	0
4270 - Professional Services	1,450,000	2,000,000	2,000,000	2,000,000	0
4430 - Miscellaneous Supplies	2,697	2,500	2,500	2,500	0
4460 - Other Materials & Supplies	176	23,500	23,500	23,500	0
4500 - Education and Training	962	10,200	11,000	11,000	0
4720 - Conference Travel & Expenses	0	1,600	800	800	0
4815 - Repair & Maint - Equipment	146	0	0	0	0
4910 - Miscellaneous Fees & Registration	0	200	200	200	0
8050 - Equipment (under \$5,000)	0	0	0	5,000	5,000
Materials, Supplies and Services	1,465,265	2,205,700	2,205,700	2,210,700	5,000
1270 - General Plant & Equip (over \$5,000)	0	150,000	150,000	150,000	0
Equipment	0	150,000	150,000	150,000	0
Total Administration	1,991,525	2,823,300	2,804,600	2,881,700	77,100

Budget Highlights

**Board of Water Supply
Operating Budget
Fiscal Year 2026**

CP - Capital Projects

5570 - Design & Plans Review

Section's Activity

The Design and Plans Review branch formulates design and construction projects to address the needs of the department; prepares and reviews plans, specifications, and cost estimates; coordinates and secures all necessary project approvals, permits, and clearances for modifications or extensions to the municipal water system; and reviews all public and private construction plans for conformance with the department's standards and policies and approved water master plans.

Account	FY2024 Actual	FY2024 Adopted Budget	FY2025 Adopted Budget	FY2026 Proposed Budget	Change
4110 - Salaries & Wages	886,658	1,085,200	1,097,500	1,261,700	164,200
4120 - Overtime	40,777	40,000	40,000	40,000	0
4130 - Miscellaneous (Payroll)	2,907	8,000	8,000	8,000	0
Personnel Services	930,343	1,133,200	1,145,500	1,309,700	164,200
4160 - Meals; Mileage & Uniform Allowances	48	200	200	200	0
4430 - Miscellaneous Supplies	0	1,000	1,000	1,000	0
4500 - Education and Training	0	3,800	3,800	3,800	0
4720 - Conference Travel & Expenses	1,350	4,000	4,000	4,000	0
8050 - Equipment (under \$5,000)	0	0	0	2,500	2,500
Materials, Supplies and Services	1,398	9,000	9,000	11,500	2,500
Total Design & Plans Review	931,741	1,142,200	1,154,500	1,321,200	166,700

Budget Highlights

**Board of Water Supply
Operating Budget
Fiscal Year 2026**

CP - Capital Projects

5575 - Construction

Section's Activity

The Construction branch administers the department's construction contracts; plans and coordinates construction schedules; oversees all construction activities associated with projects that impact the BWS facilities and assets; and ensures all construction plans and specifications, whether by the BWS or by other public and private interests, is completed and approved with accepted engineering practices in accordance with the department's standards and policies.

Account	FY2024 Actual	FY2024 Adopted Budget	FY2025 Adopted Budget	FY2026 Proposed Budget	Change
4110 - Salaries & Wages	2,062,322	2,604,800	2,917,800	3,081,200	163,400
4120 - Overtime	316,155	350,000	350,000	350,000	0
4130 - Miscellaneous (Payroll)	10,748	250,000	250,000	250,000	0
Personnel Services	2,389,225	3,204,800	3,517,800	3,681,200	163,400
4160 - Meals; Mileage & Uniform Allowances	9,664	6,200	6,084	6,094	10
4250 - Other Contractual Services	22,637	30,000	30,819	31,000	181
4430 - Miscellaneous Supplies	0	500	500	500	0
4460 - Other Materials & Supplies	2,292	3,000	2,700	2,700	0
4500 - Education and Training	1,135	11,813	12,500	12,400	(100)
4720 - Conference Travel & Expenses	500	2,600	1,350	3,375	2,025
4910 - Miscellaneous Fees & Registration	0	240	200	200	0
8050 - Equipment (under \$5,000)	0	3,800	4,000	4,000	0
Materials, Supplies and Services	36,229	58,153	58,153	60,269	2,116
Total Construction	2,425,454	3,262,953	3,575,953	3,741,469	165,516

Budget Highlights

**Board of Water Supply
Operating Budget
Fiscal Year 2026**

CP - Capital Projects

5580 - Support

Section's Activity

The Support branch formulates the department's annual Capital Improvement Program budget; prepares and administers agreements with public agencies and private developers; prepares and reviews plans, specifications, cost estimates, and other necessary documents; coordinates and secures all necessary project approvals, permits, and clearances for the department's facility repair and replacement construction projects; develops and implements programs for facility renovations, asset replacement, and fire protection improvement; provides technical research, assistance, expertise, and advice throughout the department; develops and maintains the department's water system standards; and conducts research and product trials to evaluate new materials and equipment.

Account	FY2024 Actual	FY2024 Adopted Budget	FY2025 Adopted Budget	FY2026 Proposed Budget	Change
4110 - Salaries & Wages	519,574	978,000	1,076,800	1,218,400	141,600
4120 - Overtime	13,226	4,000	4,000	4,000	0
4130 - Miscellaneous (Payroll)	0	9,000	10,200	10,200	0
Personnel Services	532,800	991,000	1,091,000	1,232,600	141,600
4160 - Meals; Mileage & Uniform Allowances	72	100	100	100	0
4250 - Other Contractual Services	0	2,400	0	0	0
4460 - Other Materials & Supplies	1,945	2,000	2,000	2,400	400
4500 - Education and Training	0	5,890	6,490	4,100	(2,390)
4720 - Conference Travel & Expenses	450	1,600	1,600	1,800	200
4815 - Repair & Maint - Equipment	4,204	4,000	4,600	5,100	500
8050 - Equipment (under \$5,000)	0	0	0	1,500	1,500
Materials, Supplies and Services	6,671	15,990	14,790	15,000	210
Total Support	539,471	1,006,990	1,105,790	1,247,600	141,810

Budget Highlights

**Board of Water Supply
Operating Budget
Fiscal Year 2026**

CP - Capital Projects

5582 - Mechanical and Electrical

Section's Activity

The Mechanical and Electrical branch oversees the design and installation of mechanical and electrical equipment and systems throughout the municipal water system; prepares plans, specifications, and cost estimates; coordinates and secures all necessary project approvals, permits, and clearances for the construction of electrical and mechanical system installations and pump and motor repairs, renewals, and replacement work in accordance with the department's requirements; provides technical assistance and conducts field inspections, troubleshooting, pilot testing, and final acceptance inspections of mechanical and electrical components; monitors, evaluates, incorporates, and optimizes the BWS equipment standards; and provides technical assistance, expertise, and advice on daily operation of pump and power facilities, equipment renewal and upgrade programs, continuity of service, and maintenance.

Account	FY2024 Actual	FY2024 Adopted Budget	FY2025 Adopted Budget	FY2026 Proposed Budget	Change
4110 - Salaries & Wages	631,023	713,100	729,300	825,200	95,900
4120 - Overtime	2,453	6,000	6,000	6,000	0
4130 - Miscellaneous (Payroll)	0	6,000	6,000	6,000	0
Personnel Services	633,476	725,100	741,300	837,200	95,900
4160 - Meals; Mileage & Uniform Allowances	54	100	100	100	0
4250 - Other Contractual Services	449,794	275,000	275,000	275,000	0
4460 - Other Materials & Supplies	2,400	4,250	4,250	4,250	0
4500 - Education and Training	0	1,470	2,270	2,270	0
4720 - Conference Travel & Expenses	450	2,400	1,600	1,600	0
Materials, Supplies and Services	452,698	283,220	283,220	283,220	0
Total Mechanical and Electrical	1,086,174	1,008,320	1,024,520	1,120,420	95,900

Budget Highlights

Board of Water Supply
Operating Budget
Fiscal Year 2026

WSO - Water System Operations

Division/Office's Activity

The Water System Operations Division is responsible for the operations and maintenance of pumping and water treatment plant equipment, plant facilities, and communications and electronic control systems. It maintains a 24-hour watch over the department's island-wide water systems and departmental electrical and emergency power supply systems. The unit also purchases, maintains, and repairs the department's vehicles and construction equipment.

Account	FY2024 Actual	FY2024 Adopted Budget	FY2025 Adopted Budget	FY2026 Proposed Budget	Change
4110 - Salaries & Wages	4,689,777	6,784,300	7,048,600	6,841,300	(207,300)
4120 - Overtime	1,052,825	835,500	909,000	989,000	80,000
4130 - Miscellaneous (Payroll)	43,755	91,300	96,600	123,600	27,000
Personnel Services	5,786,356	7,711,100	8,054,200	7,953,900	(100,300)
4160 - Meals; Mileage & Uniform Allowances	47,101	40,100	42,600	43,400	800
4220 - Collection Fees	5,800	0	0	0	0
4250 - Other Contractual Services	920,154	1,045,500	1,531,500	1,214,000	(317,500)
4251 - Software Licenses and Maintenance	13,651	33,500	33,500	20,500	(13,000)
4267 - Printed forms	0	300	300	300	0
4270 - Professional Services	292,867	225,000	1,215,000	700,000	(515,000)
4410 - Gasoline	733,465	1,032,020	1,032,020	1,032,020	0
4420 - Hauling Charges	1,168	0	0	0	0
4430 - Miscellaneous Supplies	6,088	8,000	8,000	12,000	4,000
4440 - Motor Vehicle Parts & Accessories	404,907	452,000	452,000	497,200	45,200
4460 - Other Materials & Supplies	4,554,160	3,332,500	3,557,700	3,645,640	87,940
4470 - Parts and Accessories	937,848	599,500	625,500	713,350	87,850
4480 - Postage	31	0	0	0	0
4500 - Education and Training	3,866	41,100	32,700	32,700	0
4670 - Telemetering	357,817	200,000	220,000	300,000	80,000
4720 - Conference Travel & Expenses	2,139	6,200	6,200	11,200	5,000
4805 - Repair & Maint - Structures	12,504	54,000	69,000	175,000	106,000
4815 - Repair & Maint - Equipment	2,958,462	1,652,900	1,558,900	1,360,000	(198,900)
4910 - Miscellaneous Fees & Registration	2,876	4,850	4,450	2,150	(2,300)
8050 - Equipment (under \$5,000)	274,711	325,350	253,110	240,339	(12,771)
Materials, Supplies and Services	11,529,615	9,052,820	10,642,480	9,999,799	(642,681)
1270 - General Plant & Equip (over \$5,000)	2,581,725	1,835,700	4,289,400	4,623,300	333,900
Equipment	2,581,725	1,835,700	4,289,400	4,623,300	333,900
Total WSO - Water System Operations	19,897,696	18,599,620	22,986,080	22,576,999	(409,081)

Notes

**Board of Water Supply
Operating Budget
Fiscal Year 2026**

WSO - Water System Operations

5600 - Operations Administration

Section's Activity

Operations Administration directs the affairs of the Water System Operations Division and provides engineering and clerical support to sections within the unit.

Account	FY2024 Actual	FY2024 Adopted Budget	FY2025 Adopted Budget	FY2026 Proposed Budget	Change
4110 - Salaries & Wages	382,395	495,300	511,600	593,400	81,800
4120 - Overtime	78,788	50,000	60,000	60,000	0
4130 - Miscellaneous (Payroll)	0	20,600	20,600	12,600	(8,000)
Personnel Services	461,182	565,900	592,200	666,000	73,800
4160 - Meals; Mileage & Uniform Allowances	1,200	1,100	1,100	1,100	0
4250 - Other Contractual Services	333,168	313,000	665,000	670,000	5,000
4270 - Professional Services	292,867	225,000	1,215,000	700,000	(515,000)
4430 - Miscellaneous Supplies	4,826	4,000	4,000	4,000	0
4500 - Education and Training	0	1,100	1,100	1,100	0
4720 - Conference Travel & Expenses	0	600	600	1,100	500
4805 - Repair & Maint - Structures	314	0	0	0	0
4910 - Miscellaneous Fees & Registration	0	1,050	1,050	1,050	0
8050 - Equipment (under \$5,000)	1,094	0	0	0	0
Materials, Supplies and Services	633,468	545,850	1,887,850	1,378,350	(509,500)
Total Operations Administration	1,094,651	1,111,750	2,480,050	2,044,350	(435,700)

Budget Highlights

**Board of Water Supply
Operating Budget
Fiscal Year 2026**

WSO - Water System Operations

5610 - Plant Operations

Section's Activity

The Plant Operations section operates, maintains, repairs and installs equipment of the pumping systems consisting of electrical pumping plants, booster pumping stations, water treatment plants, hydraulic turbine pumping units, water treatment stations, reservoirs, reservoir altitude valves, in-line check and hydraulically-operated butterfly valves and pressure-regulating valves, aerators, meters and gauges, repair shops, buildings and structures, air conditioners, exhaust blowers and fans, auxiliary pumping and water treatment equipment; regulates the water supply within the water distribution systems through the use of a variety of mechanically and electrically-operated supervisory controls; operates the department's after-hour control center; maintains a 24-hour watch over department's island-wide water system.

Account	FY2024 Actual	FY2024 Adopted Budget	FY2025 Adopted Budget	FY2026 Proposed Budget	Change
4110 - Salaries & Wages	218,674	235,400	264,400	235,100	(29,300)
4120 - Overtime	124,181	65,000	85,000	85,000	0
4130 - Miscellaneous (Payroll)	0	1,200	1,500	1,500	0
Personnel Services	342,855	301,600	350,900	321,600	(29,300)
4160 - Meals; Mileage & Uniform Allowances	3,481	500	500	500	0
4220 - Collection Fees	5,727	0	0	0	0
4250 - Other Contractual Services	16,290	4,500	4,500	4,000	(500)
4251 - Software Licenses and Maintenance	13,651	28,000	28,000	15,000	(13,000)
4420 - Hauling Charges	1,168	0	0	0	0
4430 - Miscellaneous Supplies	37	2,000	2,000	6,000	4,000
4460 - Other Materials & Supplies	4,271,073	3,130,000	3,350,000	3,390,000	40,000
4470 - Parts and Accessories	39,563	12,000	12,000	13,200	1,200
4500 - Education and Training	995	2,500	1,800	1,800	0
4720 - Conference Travel & Expenses	0	600	600	1,100	500
4805 - Repair & Maint - Structures	12,190	50,000	65,000	35,000	(30,000)
4815 - Repair & Maint - Equipment	2,628,517	1,243,500	1,167,500	1,173,500	6,000
4910 - Miscellaneous Fees & Registration	1,030	3,800	2,800	500	(2,300)
8050 - Equipment (under \$5,000)	1,593	3,300	3,300	1,320	(1,980)
Materials, Supplies and Services	6,995,316	4,480,700	4,638,000	4,641,920	3,920
Total Plant Operations	7,338,170	4,782,300	4,988,900	4,963,520	(25,380)

Budget Highlights

**Board of Water Supply
Operating Budget
Fiscal Year 2026**

WSO - Water System Operations

5611 - District 1 Leeward West Section

Section's Activity

District 1 consists of the stations on the leeward side of the island from Waipahu to Makaha. Granular activated carbon filtration plants are located at Hoaeae Wells; Waipahu Wells I, II, III, and IV; Kunia Wells I and II; and Waipio Heights Wells III.

Account	FY2024 Actual	FY2024 Adopted Budget	FY2025 Adopted Budget	FY2026 Proposed Budget	Change
4110 - Salaries & Wages	467,229	652,300	619,500	623,800	4,300
4120 - Overtime	228,684	110,000	105,000	180,000	75,000
4130 - Miscellaneous (Payroll)	0	4,500	4,500	4,500	0
Personnel Services	695,914	766,800	729,000	808,300	79,300
4160 - Meals; Mileage & Uniform Allowances	9,734	7,000	7,000	7,000	0
4250 - Other Contractual Services	2,052	0	0	0	0
4460 - Other Materials & Supplies	109,466	23,100	27,100	45,430	18,330
4470 - Parts and Accessories	83,760	66,000	66,000	81,400	15,400
4500 - Education and Training	0	3,500	2,100	2,100	0
4720 - Conference Travel & Expenses	0	600	600	1,100	500
4815 - Repair & Maint - Equipment	0	12,000	12,000	12,000	0
8050 - Equipment (under \$5,000)	0	30,200	25,200	27,720	2,520
Materials, Supplies and Services	205,011	142,400	140,000	176,750	36,750
Total District 1 Leeward West Section	900,925	909,200	869,000	985,050	116,050

Budget Highlights

**Board of Water Supply
Operating Budget
Fiscal Year 2026**

WSO - Water System Operations

5612 - District 2 Central/Windward Section

Section's Activity

District 2 consists of the stations on the windward, central, and north shore areas of the island from Waimanalo to Kahuku to Mokuleia to Mililani. Granular activated carbon filtration plants are located at Waialua Wells; Haleiwa Wells; and Mililani Wells I and III.

Account	FY2024 Actual	FY2024 Adopted Budget	FY2025 Adopted Budget	FY2026 Proposed Budget	Change
4110 - Salaries & Wages	298,963	697,700	614,900	614,900	0
4120 - Overtime	109,263	170,000	185,000	165,000	(20,000)
4130 - Miscellaneous (Payroll)	43,755	6,000	6,000	6,000	0
Personnel Services	451,981	873,700	805,900	785,900	(20,000)
4160 - Meals; Mileage & Uniform Allowances	8,651	8,400	10,900	10,900	0
4460 - Other Materials & Supplies	48,559	29,100	29,100	37,510	8,410
4470 - Parts and Accessories	193,428	90,500	92,500	95,150	2,650
4500 - Education and Training	0	3,500	3,500	3,500	0
4720 - Conference Travel & Expenses	0	600	600	1,100	500
4815 - Repair & Maint - Equipment	0	12,000	12,000	12,000	0
8050 - Equipment (under \$5,000)	0	38,500	24,000	17,600	(6,400)
Materials, Supplies and Services	250,638	182,600	172,600	177,760	5,160
Total District 2 Central/Windward Section	702,619	1,056,300	978,500	963,660	(14,840)

Budget Highlights

**Board of Water Supply
Operating Budget
Fiscal Year 2026**

WSO - Water System Operations

5613 - District 3 Metropolitan Section

Section's Activity

District 3 consists of the stations in Metropolitan Honolulu from Kalihi to Makapu'u.

Account	FY2024 Actual	FY2024 Adopted Budget	FY2025 Adopted Budget	FY2026 Proposed Budget	Change
4110 - Salaries & Wages	504,602	770,400	854,300	759,300	(95,000)
4120 - Overtime	185,569	170,000	170,000	185,000	15,000
4130 - Miscellaneous (Payroll)	0	6,000	6,000	6,000	0
Personnel Services	690,171	946,400	1,030,300	950,300	(80,000)
4160 - Meals; Mileage & Uniform Allowances	10,671	6,500	6,500	6,500	0
4460 - Other Materials & Supplies	28,291	11,200	12,400	19,690	7,290
4470 - Parts and Accessories	216,349	113,000	117,000	151,800	34,800
4500 - Education and Training	163	3,500	3,500	3,500	0
4720 - Conference Travel & Expenses	0	600	600	1,100	500
4815 - Repair & Maint - Equipment	3,254	12,000	9,000	9,000	0
8050 - Equipment (under \$5,000)	1,506	40,300	24,300	26,730	2,430
Materials, Supplies and Services	260,234	187,100	173,300	218,320	45,020
1270 - General Plant & Equip (over \$5,000)	0	30,000	0	0	0
Equipment	0	30,000	0	0	0
Total District 3 Metropolitan Section	950,405	1,163,500	1,203,600	1,168,620	(34,980)

Budget Highlights

**Board of Water Supply
Operating Budget
Fiscal Year 2026**

WSO - Water System Operations

5614 - District 4 Leeward East Section

Section's Activity

District 4 consists of the stations from Kalihi to Pearl City.

Account	FY2024 Actual	FY2024 Adopted Budget	FY2025 Adopted Budget	FY2026 Proposed Budget	Change
4110 - Salaries & Wages	399,020	642,700	665,400	641,400	(24,000)
4120 - Overtime	52,707	80,000	80,000	75,000	(5,000)
4130 - Miscellaneous (Payroll)	0	5,000	5,000	5,000	0
Personnel Services	451,727	727,700	750,400	721,400	(29,000)
4160 - Meals; Mileage & Uniform Allowances	2,314	5,500	5,500	5,500	0
4460 - Other Materials & Supplies	29,675	16,600	16,600	18,260	1,660
4470 - Parts and Accessories	224,748	100,000	107,000	117,700	10,700
4500 - Education and Training	0	3,500	2,100	2,100	0
4720 - Conference Travel & Expenses	0	600	600	1,100	500
4815 - Repair & Maint - Equipment	8,853	12,000	10,000	10,000	0
8050 - Equipment (under \$5,000)	24,319	63,000	56,000	38,500	(17,500)
Materials, Supplies and Services	289,909	201,200	197,800	193,160	(4,640)
Total District 4 Leeward East Section	741,636	928,900	948,200	914,560	(33,640)

Budget Highlights

**Board of Water Supply
Operating Budget
Fiscal Year 2026**

WSO - Water System Operations

5615 - Control Center

Section's Activity

The Control Center section operates the department's island-wide water system on a 24/7 basis and is responsible for maintaining proper system pressure and levels to meet the needs of our customers. Due to its round-the-clock operation, the Control Center has the responsibility of being the point of contact for the public outside of BWS regular working hours.

Account	FY2024 Actual	FY2024 Adopted Budget	FY2025 Adopted Budget	FY2026 Proposed Budget	Change
4110 - Salaries & Wages	662,613	825,400	866,600	866,600	0
4120 - Overtime	252,124	140,000	185,000	200,000	15,000
4130 - Miscellaneous (Payroll)	0	19,000	6,000	21,000	15,000
Personnel Services	914,737	984,400	1,057,600	1,087,600	30,000
4160 - Meals; Mileage & Uniform Allowances	9,690	6,000	6,000	6,800	800
4460 - Other Materials & Supplies	173	0	0	0	0
4500 - Education and Training	0	4,200	2,100	2,100	0
4720 - Conference Travel & Expenses	0	600	600	1,100	500
8050 - Equipment (under \$5,000)	0	5,500	2,350	2,585	235
Materials, Supplies and Services	9,863	16,300	11,050	12,585	1,535
Total Control Center	924,600	1,000,700	1,068,650	1,100,185	31,535

Budget Highlights

Board of Water Supply
Operating Budget
Fiscal Year 2026

WSO - Water System Operations

5616 - Technical Services

Section's Activity

The Technical Services section operates, maintains, repairs, and installs air conditioners, exhaust blowers, fans, and electrical power at Beretania and the five outlying base yards; and maintains flow tubes.

Account	FY2024 Actual	FY2024 Adopted Budget	FY2025 Adopted Budget	FY2026 Proposed Budget	Change
4110 - Salaries & Wages	209,931	497,100	517,900	450,000	(67,900)
4120 - Overtime	7,307	18,500	9,000	9,000	0
4130 - Miscellaneous (Payroll)	0	5,000	5,000	5,000	0
Personnel Services	217,238	520,600	531,900	464,000	(67,900)
4160 - Meals; Mileage & Uniform Allowances	725	3,000	3,000	3,000	0
4250 - Other Contractual Services	7,010	0	0	0	0
4460 - Other Materials & Supplies	9,116	10,000	10,000	11,000	1,000
4470 - Parts and Accessories	48,348	51,000	51,000	56,100	5,100
4500 - Education and Training	0	3,500	700	700	0
4720 - Conference Travel & Expenses	0	600	600	1,100	500
4815 - Repair & Maint - Equipment	194	14,400	11,400	9,000	(2,400)
8050 - Equipment (under \$5,000)	608	54,000	15,000	7,700	(7,300)
Materials, Supplies and Services	66,001	136,500	91,700	88,600	(3,100)
1270 - General Plant & Equip (over \$5,000)	0	15,000	0	0	0
Equipment	0	15,000	0	0	0
Total Technical Services	283,239	672,100	623,600	552,600	(71,000)

Budget Highlights

**Board of Water Supply
Operating Budget
Fiscal Year 2026**

WSO - Water System Operations

5620 - Telecommunications

Section's Activity

The Telecommunications section plans, modifies, adapts, installs, operates, maintains, and repairs telecommunications equipment used in radio, microwave, supervisory control and telemetry networks covering the water distribution and pumping systems of the department and industrial electronic equipment used in the operation of electrical pumping plants and underground pipe locating devices; designs multifunction telemetry and supervisory control systems and mobile radio systems.

Account	FY2024 Actual	FY2024 Adopted Budget	FY2025 Adopted Budget	FY2026 Proposed Budget	Change
4110 - Salaries & Wages	160,721	366,800	454,000	375,100	(78,900)
4120 - Overtime	1,699	12,000	10,000	10,000	0
4130 - Miscellaneous (Payroll)	0	2,000	2,000	22,000	20,000
Personnel Services	162,420	380,800	466,000	407,100	(58,900)
4160 - Meals; Mileage & Uniform Allowances	36	300	300	300	0
4250 - Other Contractual Services	88,216	64,000	104,000	104,000	0
4460 - Other Materials & Supplies	365	4,000	4,000	4,400	400
4470 - Parts and Accessories	89,330	72,000	85,000	93,500	8,500
4500 - Education and Training	0	1,400	1,400	1,400	0
4670 - Telemetering	357,817	200,000	220,000	300,000	80,000
4720 - Conference Travel & Expenses	0	600	600	1,100	500
4815 - Repair & Maint - Equipment	0	7,000	7,000	7,000	0
8050 - Equipment (under \$5,000)	237,389	77,500	92,400	101,640	9,240
Materials, Supplies and Services	773,153	426,800	514,700	613,340	98,640
1270 - General Plant & Equip (over \$5,000)	0	22,500	69,000	75,900	6,900
Equipment	0	22,500	69,000	75,900	6,900
Total Telecommunications	935,573	830,100	1,049,700	1,096,340	46,640

Budget Highlights

Board of Water Supply
Operating Budget
Fiscal Year 2026

WSO - Water System Operations

5660 - Automotive

Section's Activity

The Automotive section operates the maintenance and repair shops; prepares plans and specifications for the purchase of vehicles and special construction equipment; maintains and repairs vehicles, construction, and special equipment; disposes of retired fleet equipment; maintains and constructs special tools and equipment; conducts research work in the automotive field.

Account	FY2024 Actual	FY2024 Adopted Budget	FY2025 Adopted Budget	FY2026 Proposed Budget	Change
4110 - Salaries & Wages	1,385,627	1,601,200	1,680,000	1,681,700	1,700
4120 - Overtime	12,503	20,000	20,000	20,000	0
4130 - Miscellaneous (Payroll)	0	22,000	40,000	40,000	0
Personnel Services	1,398,131	1,643,200	1,740,000	1,741,700	1,700
4160 - Meals; Mileage & Uniform Allowances	600	1,800	1,800	1,800	0
4220 - Collection Fees	73	0	0	0	0
4250 - Other Contractual Services	83,037	264,000	328,000	328,000	0
4251 - Software Licenses and Maintenance	0	5,500	5,500	5,500	0
4267 - Printed forms	0	300	300	300	0
4410 - Gasoline	733,465	1,032,020	1,032,020	1,032,020	0
4430 - Miscellaneous Supplies	1,225	2,000	2,000	2,000	0
4440 - Motor Vehicle Parts & Accessories	404,907	452,000	452,000	497,200	45,200
4460 - Other Materials & Supplies	57,442	108,500	108,500	119,350	10,850
4470 - Parts and Accessories	42,322	95,000	95,000	104,500	9,500
4480 - Postage	31	0	0	0	0
4500 - Education and Training	2,708	14,400	14,400	14,400	0
4720 - Conference Travel & Expenses	2,139	800	800	1,300	500
4805 - Repair & Maint - Structures	0	4,000	4,000	140,000	136,000
4815 - Repair & Maint - Equipment	86,345	90,000	90,000	97,500	7,500
4910 - Miscellaneous Fees & Registration	1,846	0	600	600	0
8050 - Equipment (under \$5,000)	8,202	13,050	10,560	16,544	5,984
Materials, Supplies and Services	1,424,343	2,083,370	2,145,480	2,361,014	215,534
1270 - General Plant & Equip (over \$5,000)	2,581,725	1,768,200	4,220,400	4,547,400	327,000
Equipment	2,581,725	1,768,200	4,220,400	4,547,400	327,000
Total Automotive	5,404,198	5,494,770	8,105,880	8,650,114	544,234

Budget Highlights

**Board of Water Supply
Operating Budget
Fiscal Year 2026**

WSO - Water System Operations

5201 - Ocean Cooling

Section's Activity

The Ocean Cooling program is responsible, under a 20-year contract, for the operation and maintenance of the seawater cooling facility at the University of Hawaii John A. Burns School of Medicine in Kaka'ako. The use of cold seawater for building cooling conserves potable water and energy that would otherwise be used in conventional mechanical cooling systems.

Account	FY2024 Actual	FY2024 Adopted Budget	FY2025 Adopted Budget	FY2026 Proposed Budget	Change
4250 - Other Contractual Services	390,380	400,000	430,000	108,000	(322,000)
4815 - Repair & Maint - Equipment	231,300	250,000	240,000	30,000	(210,000)
Materials, Supplies and Services	621,680	650,000	670,000	138,000	(532,000)
Total Ocean Cooling	621,680	650,000	670,000	138,000	(532,000)

Budget Highlights

**Board of Water Supply
Operating Budget
Fiscal Year 2026**

IT - Information Technology

Division/Office's Activity

The Information Technology Division designs, develops, maintains, and supports BWS databases, software systems, server/workstation/mobile hardware and software, wired/wireless networks, and voice/video and call center systems.

Account	FY2024 Actual	FY2024 Adopted Budget	FY2025 Adopted Budget	FY2026 Proposed Budget	Change
4110 - Salaries & Wages	3,954,998	4,344,300	4,405,700	4,599,200	193,500
4120 - Overtime	44,263	139,000	137,000	114,000	(23,000)
4130 - Miscellaneous (Payroll)	6,235	43,660	53,500	92,000	38,500
Personnel Services	4,005,496	4,526,960	4,596,200	4,805,200	209,000
4160 - Meals; Mileage & Uniform Allowances	343	20,600	1,300	1,100	(200)
4250 - Other Contractual Services	8,302,131	9,037,045	9,345,280	9,709,810	364,530
4251 - Software Licenses and Maintenance	3,104,530	3,884,031	4,304,871	4,799,651	494,780
4430 - Miscellaneous Supplies	1,716	3,200	3,200	4,400	1,200
4460 - Other Materials & Supplies	118,181	95,700	97,700	93,400	(4,300)
4470 - Parts and Accessories	17,844	25,000	20,500	22,500	2,000
4480 - Postage	800,064	750,300	805,300	805,300	0
4500 - Education and Training	56,845	47,640	15,725	39,800	24,075
4650 - Security Camera - Cable Line Services	28,782	0	0	0	0
4720 - Conference Travel & Expenses	0	5,500	7,000	40,400	33,400
4815 - Repair & Maint - Equipment	220,627	263,800	287,200	245,600	(41,600)
4910 - Miscellaneous Fees & Registration	137,088	171,700	178,700	187,760	9,060
8050 - Equipment (under \$5,000)	1,478,373	1,502,970	1,207,065	1,242,845	35,780
Materials, Supplies and Services	14,266,524	15,807,486	16,273,841	17,192,566	918,725
1270 - General Plant & Equip (over \$5,000)	270,903	381,000	730,000	522,500	(207,500)
Equipment	270,903	381,000	730,000	522,500	(207,500)
Total IT - Information Technology	18,542,924	20,715,446	21,600,041	22,520,266	920,225

Notes

**Board of Water Supply
Operating Budget
Fiscal Year 2026**

IT - Information Technology

5805 - IT Administration

Section's Activity

The Administration section provides strategic planning, technology management, policy direction, cyber security program management, and administrative support services for the Information Technology Division.

Account	FY2024 Actual	FY2024 Adopted Budget	FY2025 Adopted Budget	FY2026 Proposed Budget	Change
4110 - Salaries & Wages	565,533	559,400	616,800	431,100	(185,700)
4130 - Miscellaneous (Payroll)	0	31,660	33,000	50,000	17,000
Personnel Services	565,533	591,060	649,800	481,100	(168,700)
4250 - Other Contractual Services	95,812	282,000	229,000	0	(229,000)
4251 - Software Licenses and Maintenance	26,199	200,000	254,700	0	(254,700)
4430 - Miscellaneous Supplies	0	0	0	1,200	1,200
4460 - Other Materials & Supplies	617	2,500	2,500	1,200	(1,300)
4500 - Education and Training	56,784	6,000	0	0	0
4720 - Conference Travel & Expenses	0	0	0	12,000	12,000
4910 - Miscellaneous Fees & Registration	136,938	113,200	120,200	125,260	5,060
Materials, Supplies and Services	316,351	603,700	606,400	139,660	(466,740)
Total IT Administration	881,883	1,194,760	1,256,200	620,760	(635,440)
Budget Highlights					

**Board of Water Supply
Operating Budget
Fiscal Year 2026**

IT - Information Technology

5810 - Cybersecurity Office

Section's Activity

The Cybersecurity Office plans, administers and coordinates the design, development, implementation, maintenance and support of cybersecurity policies, procedures, systems, tools and services for all Divisions. This office also identifies, evaluates and reports on cybersecurity risks for all Divisions.

Account	FY2024 Actual	FY2024 Adopted Budget	FY2025 Adopted Budget	FY2026 Proposed Budget	Change
4110 - Salaries & Wages	0	0	0	218,600	218,600
Personnel Services	0	0	0	218,600	218,600
4250 - Other Contractual Services	0	0	0	296,650	296,650
4251 - Software Licenses and Maintenance	0	0	0	226,308	226,308
4500 - Education and Training	0	0	0	6,000	6,000
Materials, Supplies and Services	0	0	0	528,958	528,958
Total IT Administration	0	0	0	747,558	747,558

Budget Highlights

**Board of Water Supply
Operating Budget
Fiscal Year 2026**

IT - Information Technology

5820 - Application Systems Development

Section's Activity

The Application Systems Development section is responsible for providing application and data management services for all enterprise systems of the department including, customer information system, water and sewer billings, financial/HR (payroll, accounts payable and cost accounting, time tracking, etc.), laboratory information, asset maintenance, and workforce management.

Account	FY2024 Actual	FY2024 Adopted Budget	FY2025 Adopted Budget	FY2026 Proposed Budget	Change
4110 - Salaries & Wages	945,906	1,198,400	1,198,700	1,207,200	8,500
4120 - Overtime	27,221	110,000	110,000	80,000	(30,000)
4130 - Miscellaneous (Payroll)	6,235	12,000	12,000	12,000	0
Personnel Services	979,362	1,320,400	1,320,700	1,299,200	(21,500)
4160 - Meals; Mileage & Uniform Allowances	12	600	600	600	0
4250 - Other Contractual Services	2,596,815	2,964,384	3,276,080	3,151,080	(125,000)
4251 - Software Licenses and Maintenance	1,520,668	2,018,158	2,343,925	2,517,648	173,723
4430 - Miscellaneous Supplies	0	1,200	1,200	1,200	0
4460 - Other Materials & Supplies	64	0	0	0	0
4500 - Education and Training	0	30,540	6,725	21,500	14,775
4910 - Miscellaneous Fees & Registration	0	26,000	26,000	28,000	2,000
Materials, Supplies and Services	4,117,559	5,040,882	5,654,530	5,720,028	65,498
Total Application Systems Development	5,096,921	6,361,282	6,975,230	7,019,228	43,998

Budget Highlights

**Board of Water Supply
Operating Budget
Fiscal Year 2026**

IT - Information Technology

5835 - Technical Engineering Projects

Section's Activity

The Technical Engineering Projects branch plans, designs, installs, implements, manages, maintains, and supports the BWS Geographic Information System and spacial database. This section also manages and maintains the BWS hydraulic models for currency and accuracy, in conjunction with Water Resources.

Account	FY2024 Actual	FY2024 Adopted Budget	FY2025 Adopted Budget	FY2026 Proposed Budget	Change
4110 - Salaries & Wages	869,249	989,500	914,600	1,039,200	124,600
4120 - Overtime	1,880	4,000	4,000	4,000	0
4130 - Miscellaneous (Payroll)	0	0	0	30,000	30,000
Personnel Services	871,129	993,500	918,600	1,073,200	154,600
4250 - Other Contractual Services	776,146	760,000	840,000	784,600	(55,400)
4251 - Software Licenses and Maintenance	245,557	397,000	311,500	401,500	90,000
4430 - Miscellaneous Supplies	612	500	500	500	0
4460 - Other Materials & Supplies	2,254	1,200	1,200	1,200	0
4480 - Postage	64	300	300	300	0
4500 - Education and Training	0	2,500	2,500	2,500	0
4720 - Conference Travel & Expenses	0	5,500	7,000	24,400	17,400
4815 - Repair & Maint - Equipment	5,255	13,000	9,100	9,100	0
4910 - Miscellaneous Fees & Registration	150	6,500	6,500	6,500	0
8050 - Equipment (under \$5,000)	14,114	12,500	16,000	18,000	2,000
Materials, Supplies and Services	1,044,152	1,199,000	1,194,600	1,248,600	54,000
Total Technical Engineering Projects	1,915,281	2,192,500	2,113,200	2,321,800	208,600

Budget Highlights

**Board of Water Supply
Operating Budget
Fiscal Year 2026**

IT - Information Technology

5830 - Computer Operations

Section's Activity

The Computer Operations Support branch is responsible for planning, scheduling, administrating, and coordinating the department's network and computer services operations (machine processing); and infrastructure operations, update, and maintenance. Included in this is wired/ wireless network devices/services, servers, workstations, mobile devices, cloud based services, etc.

Account	FY2024 Actual	FY2024 Adopted Budget	FY2025 Adopted Budget	FY2026 Proposed Budget	Change
4110 - Salaries & Wages	1,574,311	1,597,000	1,675,600	1,703,100	27,500
4120 - Overtime	15,161	25,000	23,000	30,000	7,000
Personnel Services	1,589,473	1,622,000	1,698,600	1,733,100	34,500
4160 - Meals; Mileage & Uniform Allowances	331	20,000	700	500	(200)
4250 - Other Contractual Services	4,833,358	5,030,661	5,000,200	5,477,480	477,280
4251 - Software Licenses and Maintenance	1,312,106	1,268,873	1,394,746	1,654,195	259,449
4430 - Miscellaneous Supplies	1,104	1,500	1,500	1,500	0
4460 - Other Materials & Supplies	115,247	92,000	94,000	91,000	(3,000)
4470 - Parts and Accessories	17,844	25,000	20,500	22,500	2,000
4480 - Postage	800,000	750,000	805,000	805,000	0
4500 - Education and Training	61	8,600	6,500	9,800	3,300
4650 - Security Camera - Cable Line Services	28,782	0	0	0	0
4720 - Conference Travel & Expenses	0	0	0	4,000	4,000
4815 - Repair & Maint - Equipment	215,372	250,800	278,100	236,500	(41,600)
4910 - Miscellaneous Fees & Registration	0	26,000	26,000	28,000	2,000
8050 - Equipment (under \$5,000)	1,464,259	1,490,470	1,191,065	1,224,845	33,780
Materials, Supplies and Services	8,788,462	8,963,904	8,818,311	9,555,320	737,009
1270 - General Plant & Equip (over \$5,000)	270,903	381,000	730,000	522,500	(207,500)
Equipment	270,903	381,000	730,000	522,500	(207,500)
Total Operations Support	10,648,838	10,966,904	11,246,911	11,810,920	564,009

Budget Highlights

**Board of Water Supply
Operating Budget
Fiscal Year 2026**

FIN - Finance

Division/Office's Activity

The Finance Division is responsible for controlling and directing the financial accounting activities of the department. Activities include conducting financial studies; administering long-term bonded debt programs and bond sales; assisting in controlling budgeted expenditures; and administering the general accounting systems including cost accounting, payroll, leave records, and accounts payable.

Account	FY2024 Actual	FY2024 Adopted Budget	FY2025 Adopted Budget	FY2026 Proposed Budget	Change
4110 - Salaries & Wages	2,314,739	2,609,900	2,830,100	2,724,800	(105,300)
4120 - Overtime	40,078	66,500	67,000	77,000	10,000
4130 - Miscellaneous (Payroll)	40,541	28,000	33,000	33,000	0
Personnel Services	2,395,359	2,704,400	2,930,100	2,834,800	(95,300)
4160 - Meals; Mileage & Uniform Allowances	2,319	2,500	2,500	2,500	0
4220 - Collection Fees	0	500	500	500	0
4250 - Other Contractual Services	6,666	15,000	15,000	45,000	30,000
4260 - Advertising & Publication of Notices	18,225	0	0	0	0
4270 - Professional Services	903,128	957,000	957,000	1,035,200	78,200
4430 - Miscellaneous Supplies	13,402	15,000	15,000	15,000	0
4460 - Other Materials & Supplies	2,780	1,000	1,000	1,000	0
4500 - Education and Training	967	1,200	3,190	4,700	1,510
4720 - Conference Travel & Expenses	560	3,100	3,320	4,000	680
4815 - Repair & Maint - Equipment	1,099	6,000	6,000	6,000	0
4910 - Miscellaneous Fees & Registration	1,499	1,250	1,250	1,250	0
4915 - Miscellaneous Financial Expenses	1,614,823	2,370,650	2,270,650	2,388,200	117,550
8050 - Equipment (under \$5,000)	586	1,200	1,200	2,700	1,500
Materials, Supplies and Services	2,566,053	3,374,400	3,276,610	3,506,050	229,440
1270 - General Plant & Equip (over \$5,000)	0	36,000	0	0	0
Equipment	0	36,000	0	0	0
Total FIN - Finance	4,961,411	6,114,800	6,206,710	6,340,850	134,140

Notes

**Board of Water Supply
Operating Budget
Fiscal Year 2026**

FIN - Finance

5900 - Finance Administration

Section's Activity

The Finance Administration section develops, provides, and manages financial and administrative support services to all levels of the department.

Account	FY2024 Actual	FY2024 Adopted Budget	FY2025 Adopted Budget	FY2026 Proposed Budget	Change
4110 - Salaries & Wages	332,917	406,400	427,100	457,400	30,300
4130 - Miscellaneous (Payroll)	3,077	1,000	1,000	1,000	0
Personnel Services	335,994	407,400	428,100	458,400	30,300
4160 - Meals; Mileage & Uniform Allowances	125	300	300	300	0
4250 - Other Contractual Services	1,542	5,000	5,000	5,000	0
4260 - Advertising & Publication of Notices	18,225	0	0	0	0
4270 - Professional Services	215,550	213,600	213,600	215,200	1,600
4430 - Miscellaneous Supplies	13,402	15,000	15,000	15,000	0
4460 - Other Materials & Supplies	2,780	0	0	0	0
4500 - Education and Training	967	1,200	3,190	1,200	(1,990)
4720 - Conference Travel & Expenses	560	3,100	3,320	4,000	680
4815 - Repair & Maint - Equipment	0	1,000	1,000	1,000	0
4910 - Miscellaneous Fees & Registration	1,499	1,250	1,250	1,250	0
4915 - Miscellaneous Financial Expenses	22,800	0	0	0	0
Materials, Supplies and Services	277,449	240,450	242,660	242,950	290
Total Finance Administration	613,443	647,850	670,760	701,350	30,590

Budget Highlights

**Board of Water Supply
Operating Budget
Fiscal Year 2026**

FIN - Finance

5910 - Treasury

Section's Activity

The Treasury section administers and manages the long term bonded debt and federal loan programs; obtains other long term and short term financing as necessary; manages the department's cash flows; and administers and oversees the management of the department's investment program.

Account	FY2024 Actual	FY2024 Adopted Budget	FY2025 Adopted Budget	FY2026 Proposed Budget	Change
4110 - Salaries & Wages	136,794	173,600	179,800	194,400	14,600
4120 - Overtime	0	500	500	1,000	500
Personnel Services	136,794	174,100	180,300	195,400	15,100
4270 - Professional Services	687,578	743,400	743,400	820,000	76,600
4915 - Miscellaneous Financial Expenses	1,592,023	2,370,650	2,270,650	2,388,200	117,550
Materials, Supplies and Services	2,279,600	3,114,050	3,014,050	3,208,200	194,150
Total Treasury	2,416,395	3,288,150	3,194,350	3,403,600	209,250

Budget Highlights

**Board of Water Supply
Operating Budget
Fiscal Year 2026**

FIN - Finance

5915 - Rev & Cust Accounting Section

Section's Activity

The Revenue and Customer Accounting section conducts the department's billing operations and related functions which include meter reading, pre-auditing of consumer accounts, part-rate billing, maintaining consumer records; maintaining accounts receivable and keeping special fund accounts; maintaining revenue accounting and statistical reports.

Account	FY2024 Actual	FY2024 Adopted Budget	FY2025 Adopted Budget	FY2026 Proposed Budget	Change
4110 - Salaries & Wages	875,685	969,900	1,014,600	995,400	(19,200)
4120 - Overtime	29,843	50,000	50,000	50,000	0
4130 - Miscellaneous (Payroll)	1,866	2,000	2,000	2,000	0
Personnel Services	907,394	1,021,900	1,066,600	1,047,400	(19,200)
4160 - Meals; Mileage & Uniform Allowances	1,431	2,000	2,000	2,000	0
4250 - Other Contractual Services	4,862	10,000	10,000	40,000	30,000
4460 - Other Materials & Supplies	0	1,000	1,000	1,000	0
4815 - Repair & Maint - Equipment	1,099	5,000	5,000	5,000	0
8050 - Equipment (under \$5,000)	586	1,200	1,200	0	(1,200)
Materials, Supplies and Services	7,979	19,200	19,200	48,000	28,800
1270 - General Plant & Equip (over \$5,000)	0	36,000	0	0	0
Equipment	0	36,000	0	0	0
Total Rev	915,372	1,077,100	1,085,800	1,095,400	9,600

Budget Highlights

**Board of Water Supply
Operating Budget
Fiscal Year 2026**

FIN - Finance

5930 - General Accounting

Section's Activity

The General Accounting section directs and coordinates the development, functional effectiveness and maintenance of accounting systems, records, procedures, and reports to ensure the acquisition of valid and consistent data for use in planning and budgeting, performance control and evaluation, managerial decisions, and reporting requirements; prepares monthly financial and statistical reports and studies; prepares payrolls and maintains leave records; audits and processes disbursement vouchers; maintains all property records and depreciation schedules; coordinates annual physical inventory of utility plant and prepares annual listing as required by City Charter; prepares and analyzes special reports and studies.

Account	FY2024 Actual	FY2024 Adopted Budget	FY2025 Adopted Budget	FY2026 Proposed Budget	Change
4110 - Salaries & Wages	628,547	705,700	830,900	713,500	(117,400)
4120 - Overtime	5,981	12,000	12,000	20,000	8,000
4130 - Miscellaneous (Payroll)	10,207	25,000	30,000	30,000	0
Personnel Services	644,735	742,700	872,900	763,500	(109,400)
4160 - Meals; Mileage & Uniform Allowances	763	200	200	200	0
4220 - Collection Fees	0	500	500	500	0
4250 - Other Contractual Services	262	0	0	0	0
4500 - Education and Training	0	0	0	3,500	3,500
8050 - Equipment (under \$5,000)	0	0	0	2,700	2,700
Materials, Supplies and Services	1,024	700	700	6,900	6,200
Total General Accounting	645,760	743,400	873,600	770,400	(103,200)

Budget Highlights

**Board of Water Supply
Operating Budget
Fiscal Year 2026**

FIN - Finance

5940 - Fiscal Services

Section's Activity

The Fiscal Services branch is responsible for reporting on budgetary, encumbrance, and financial activities within the department. This branch records and reconciles all contract and claims encumbrances with the City annually at fiscal year-end; controls, edits, and monitors reports on encumbrances extensions, insufficient funds, and accounts payable; maintains and coordinates an online vendor table (data file) for approximately 50,000 vendors for field and central use. This branch assigns vendor codes for all payment documents for timely and accurate payment processing and administers the purchasing card program for the procurement of goods and services. Fiscal Services designs hard-copy and electronic encumbrance liquidation and payment forms for departmental use and submittal to Accounts Payable.

Account	FY2024 Actual	FY2024 Adopted Budget	FY2025 Adopted Budget	FY2026 Proposed Budget	Change
4110 - Salaries & Wages	256,350	274,100	291,300	277,700	(13,600)
4120 - Overtime	842	500	500	1,000	500
4130 - Miscellaneous (Payroll)	25,391	0	0	0	0
Personnel Services	282,582	274,600	291,800	278,700	(13,100)
4460 - Other Materials & Supplies	(0)	0	0	0	0
Materials, Supplies and Services	(0)	0	0	0	0
Total Fiscal Services	282,582	274,600	291,800	278,700	(13,100)

Budget Highlights

Board of Water Supply
Operating Budget
Fiscal Year 2026

FIN - Finance

5950 - Systems Accounting

Section's Activity

The System Accounting section is responsible for the planning, coordination, modification, and administration of the financial management system for the BWS. This section spearheads initiatives and projects to troubleshoot the organization's financial systems.

Account	FY2024 Actual	FY2024 Adopted Budget	FY2025 Adopted Budget	FY2026 Proposed Budget	Change
4110 - Salaries & Wages	84,446	80,200	86,400	86,400	0
4120 - Overtime	3,413	3,500	4,000	5,000	1,000
Personnel Services	87,859	83,700	90,400	91,400	1,000
Total Systems Accounting	87,859	83,700	90,400	91,400	1,000

Budget Highlights

**Board of Water Supply
Operating Budget
Fiscal Year 2026**

FC - Fixed Charges and Debt Service

Division/Office's Activity

The activity represents fixed charges and non-divisional expenditures of a general nature not related to any divisional budget.

Account	FY2024 Actual	FY2024 Adopted Budget	FY2025 Adopted Budget	FY2026 Proposed Budget	Change
4610 - Electric Power - Water Distrib Fac	28,252,975	31,200,000	36,791,442	36,800,000	8,558
4620 - Electricity	1,512,150	1,440,000	1,535,643	1,700,000	164,357
4660 - Wastewater Service Charges	87,849	110,000	117,306	136,000	18,694
5600 - Central Admin Service Exp (CASE) Fees	3,300,000	3,300,000	3,519,181	3,300,000	(219,181)
6010 - Employee Retirement Sys (ERS)	12,073,286	12,500,000	13,330,233	16,000,000	2,669,767
6020 - FICA Contributions	3,198,563	3,000,000	3,199,256	3,400,000	200,744
6100 - Health Benefits - Employees	4,398,346	4,000,000	4,265,674	5,500,000	1,234,326
6200 - Health Benefits - Retirees	6,787,151	7,040,644	7,485,458	6,923,662	(561,796)
6250 - Other Post-Emplymnt Ben (OPEB)	1,515,849	1,262,356	1,443,846	1,546,338	102,492
6320 - Unemployment Insurance Benefits	30,802	80,000	85,313	80,000	(5,313)
Departmental Fixed Charges	61,156,970	63,933,000	71,773,352	75,386,000	3,612,648
4130 - Miscellaneous (Payroll)	0	0	7,000,000	3,500,000	(3,500,000)
Personnel Services	0	0	7,000,000	3,500,000	(3,500,000)
4915 - Miscellaneous Financial Expenses	0	0	0	800,000	800,000
Materials, Supplies and Services	0	0	0	800,000	800,000
1810 - Bonds Payable	15,150,000	15,370,000	16,865,000	17,690,000	825,000
1820 - Notes Payable - State Revolving Funds (SRF)	8,293,731	10,339,000	11,129,000	10,691,700	(437,300)
7071 - Bond Interest	13,293,191	12,513,165	14,502,685	13,852,368	(650,317)
Debt Service	36,736,922	38,222,165	42,496,685	42,234,068	(262,617)
Total FC - Fixed Charges and Debt Service	97,893,892	102,155,165	121,270,037	121,920,068	650,031

Notes

DRAFT

This page intentionally left blank



PART II

CAPITAL IMPROVEMENT PROGRAM BUDGET

DRAFT

This page intentionally left blank

Board of Water Supply
Capital Improvement Program
FY 2026

Summary by Categories	Operating Fund (1)	State Revolving Fund (2)	Special Expendable Fund (3)	Improvement Fund (4)	Extramural Fund (5)	Water Infrastructure Finance and Innovation Act (6)	Total
I. Research and Development	13,500,000	-	-	15,000,000	-	-	28,500,000
II. Renewal and Replacement							
A. Pumps	8,300,000	9,100,000	-	-	-	-	17,400,000
B. Reservoirs	-	400,000	-	-	-	-	400,000
C. Pipelines	7,600,000	35,700,000	-	-	-	-	43,300,000
D. Treatment	9,000,000	-	-	-	-	-	9,000,000
E. Facilities	22,750,000	3,000,000	-	7,500,000	-	-	33,250,000
Category II - sub-total	47,650,000	48,200,000	-	7,500,000	-	-	103,350,000
III. Capacity Expansion							
A. Pumps	300,000	-	725,000	-	-	-	1,025,000
B. Reservoirs	-	-	5,000,000	-	-	-	5,000,000
C. Pipelines	-	-	-	-	-	-	-
D. Treatment	-	10,000,000	-	-	-	-	10,000,000
E. Facilities	-	-	-	-	19,000,000	57,000,000	76,000,000
Category III - sub-total	300,000	10,000,000	5,725,000	-	19,000,000	57,000,000	92,025,000
Total - Categories I - III	61,450,000	58,200,000	5,725,000	22,500,000	19,000,000	57,000,000	223,875,000
Construction Cost Index Account	6,727,500	8,130,000	4,000,000	3,375,000	-	4,000,000	26,232,500
Contract Adjustment Account	10,950,000	1,540,000	1,190,000	17,540,000	-	2,000,000	33,220,000
Capital Improvement Program - Total	79,127,500	67,870,000	10,915,000	43,415,000	19,000,000	63,000,000	283,327,500

(1) Operating Fund is defined as rate revenue or cash.

(2) State of Hawai'i Department of Health State Revolving Fund (SRF) loan program is defined as low interest project loans from the State of Hawai'i.

(3) Special Expendable Fund is a restricted fund in which water system facilities charges are deposited and the funding reserved for water system capacity expansion projects.

(4) Improvement Fund is defined as the proceeds of Water System Revenue Bonds.

(5) Extramural Fund is a restricted fund, established by Resolution No. 778, 2007, in which funds received from any governmental agency or private entity, pursuant to negotiated agreements, contracts and/or grants, are deposited and separately accounted for.

(6) Water Infrastructure Finance and Innovation Act (WIFIA) Program is defined as a federal low fixed interest project loan administered by the Environmental Protection Agency (EPA) for water infrastructure projects.

			Operating Fund	State Revolving Fund	Special Expendable Fund	Improvement Funds	Extramural Fund	Water Infrastructure Finance and Innovation Act	Total
<u>I. Research and Development</u>									
1. Monitoring Wells for Red Hill Contamination Response - Group III	Drill and case up to five (5) monitoring wells for use as "sentinel" wells to warn of the presence of an underground fuel plume from the Red Hill fuel contamination.	CONST	-	-	-	15,000,000	-	-	15,000,000
2. Waikele Gulch Exploratory Well	Drill, install, test pump, and sample two exploratory wells. Install a temporary bridge to access the well site.	CONST	7,000,000	-	-	-	-	-	7,000,000
3. Construction Management for Various BWS Construction Projects	Provide construction management and training services for selected BWS construction projects.	P&E	5,000,000	-	-	-	-	-	5,000,000
4. Construction Management for Various BWS - WSO Construction Projects	Provide construction management and training services for selected BWS - WSO construction projects.	P&E	750,000	-	-	-	-	-	750,000
5. Project Management for Various BWS Projects	Provide project management, engineering and training services for selected BWS projects.	P&E	750,000	-	-	-	-	-	750,000
Total Category I - Research and Development			13,500,000	-	-	15,000,000	-	-	28,500,000
<u>II. Renewal and Replacement</u>									
A. Pumps									
6. Wilder Wells Starter Upgrades and Facility Repairs	Install starter upgrades and well station repairs.	CONST	-	7,000,000	-	-	-	-	7,000,000
7. Mākaha Booster No. 2 MCC Replacement	Replace MCC and appurtenances.	P&E	-	500,000	-	-	-	-	500,000
8. Nu‘uanu Booster No. 2 Relocation	Construct relocated Booster Station No. 2 (TMK 1-9-001:001) to replace the existing Nu‘uanu Booster Station No. 2. Install three (3) pumps, 12-inch suction and discharge mains, emergency generator connection and appurtenances.	P&E	-	1,000,000	-	-	-	-	1,000,000
9. Hawai‘i Loa Booster No. 1 Pump and MCC Replacement	Replace pump, MCC and appurtenances.	P&E	-	600,000	-	-	-	-	600,000
10. Pump Renewal and Replacement	Renewal and replacement of various BWS pumps and plant facilities.	CONST	4,000,000	-	-	-	-	-	4,000,000
11. Pump Renewal and Replacement	Renewal and replacement of various BWS pumps and plant facilities.	P&E	300,000	-	-	-	-	-	300,000
12. Temporary Pumping Connections	Install connections for temporary pumps at critical pump stations to improve reliability.	CONST	3,500,000	-	-	-	-	-	3,500,000
13. Temporary Pumping Connections	Install connections for temporary pumps at critical pump stations to improve reliability.	P&E	500,000	-	-	-	-	-	500,000
Pumps Total			8,300,000	9,100,000	-	-	-	-	17,400,000

			Operating Fund	State Revolving Fund	Special Expendable Fund	Improvement Funds	Extramural Fund	Water Infrastructure Finance and Innovation Act	Total
B. Reservoirs									
14. Wai‘alae 180 3.0 MG Reservoir Replacement	Prepare environmental assessment and Public Infrastructure Map (PIM) Amendment.	P&E	-	400,000	-	-	-	-	400,000
Reservoirs Total			-	400,000	-	-	-	-	400,000
C. Pipelines									
15. Kalihi Water System Improvements, Part VI	Install 12-inch mains and appurtenances along Gulick Avenue, from King Street to School Street - approx. 2,940 lin. ft. Install 8-inch mains and appurtenances along Gulick Avenue, from North School Street to 66 feet southwest of Pua‘ala Lane; along Ulana Street, from Owāwa Street to 78 feet southeast of FH M07178; along Uhu Street, from Gulick Avenue to end; along Kealoha Street, from Gulick Avenue to Nakuina Street; along Pahukui Street, from Gulick Avenue to Nakuina Street; along Nakuina Street, from Kealoha Street to Beckley Street; along Beckley Street, from Gulick Avenue to Kalihi Street; along Kalihi Street, from King Street to end of 6-inch near FH M02379; along Kaili Street, from King Street to Beckley Street; along Kopke Street, from King Street to Pacheco Street; and along Pacheco Street, from Kopke Street to Gulick Avenue - approx. 7,480 lin. ft. Install 4-inch mains and appurtenances along Beckley Place, from Beckley Street to end; along Day Place, from Kalihi Street to end; and along Ulana Place, from Ulana Street to end - approx. 570 lin. ft. Install 2-inch mains and appurtenances along Gertz Lane, from Gulick Avenue to end; along Harvey Lane, from King Street to end; along Hanu Lane, from Kopke Street to end; and along Lukela Lane, from Kopke Street to end - approx. 1,050 lin. ft.	CONST	-	22,000,000	-	-	-	-	22,000,000
16. Kalihi Water System Improvements, Part III	Install 8-inch mains and appurtenances along Waterhouse Street, from Kopke Street to Pu‘uhale Road; along Stanley Street from Kopke Street to Pu‘uhale Road; along Factory Street, from Stanley Street to Waterhouse Street; and along Industrial Road from Waterhouse Street to Pu‘uhale Road - approx. 1,410 lin. ft.	CONST	-	4,500,000	-	-	-	-	4,500,000
17. Barbers Point 215 Water System Improvements	Install 30-Inch main and appurtenances along the Barbers Point 215 facility access road, from Old Farrington Highway to Reservoir No. 1 - approx. 300 lin. ft. Install new drainline along the flowage easement to facilitate the draining of the reservoirs.	CONST	-	3,500,000	-	-	-	-	3,500,000

			Operating Fund	State Revolving Fund	Special Expendable Fund	Improvement Funds	Extramural Fund	Water Infrastructure Finance and Innovation Act	Total
18. 'Aiealani Place and Welelau Place 8-inch Main	Install 8-inch mains and appurtenances along 'Aiealani Place, from Hālawa Heights Road to end; and along Welelau Place, from Hoapono Place to end - approx. 1,000 lin. ft. Install 8-inch PRV and appurtenances along Hālawa Heights Road, between 'Aiealani Place and Fernridge Place.	CONST	-	3,000,000	-	-	-	-	3,000,000
19. Kailua Road: 8-Inch Water Main	Install 8-inch and 2-inch mains and appurtenances along 1005 Kailua Road, from Kailua Road to end - approx. 685 lin. ft.	CONST	-	1,200,000	-	-	-	-	1,200,000
20. Kalākaua Avenue 12-Inch Main, Monsarrat Avenue to Dillingham Fountain	Install 12-inch mains and appurtenances along Kalākaua Avenue, from Monsarrat Avenue to Dillingham Fountain - approx. 3,500 lin. ft.	P&E	-	1,500,000	-	-	-	-	1,500,000
21. Water Sampling Stations at Various Locations	Install water sampling stations at various locations.	CONST	750,000	-	-	-	-	-	750,000
22. Service Lateral Replacement at Various Locations	Install and replace service laterals at various locations.	CONST	2,500,000	-	-	-	-	-	2,500,000
23. Service Lateral Replacement at Various Locations	Topographic Survey for the service lateral replacement at various locations.	P&E	150,000	-	-	-	-	-	150,000
24. Water System Improvements at Various Locations	Install mains and appurtenance to replace high risk water mains at various locations throughout the island.	P&E	4,000,000	-	-	-	-	-	4,000,000
25. Water Main Installation and Replacement	Install and replace water mains at various locations.	CONST	100,000	-	-	-	-	-	100,000
26. Water Main Installation & Replacement	Install and replace water mains at various locations.	P&E	100,000	-	-	-	-	-	100,000
Pipelines Total			7,600,000	35,700,000	-	-	-	-	43,300,000
D. Treatment									
27. GAC Corrosion Control at Various Locations	Perform corrosion control of selected BWS GAC facilities. CM services funding included for this project.	CONST	3,500,000	-	-	-	-	-	3,500,000
28. Granular Activated Carbon Disposal Options	Develop an implementation plan for the construction of a GAC reactivation plant. Design RFP development, provide project management services to monitor DBOM progress and provide operations management oversight for 12-month period after construction complete.	P&E	500,000	-	-	-	-	-	500,000
29. Temporary Drinking Water Treatment Systems	Install temporary drinking water treatment systems at various locations.	CONST	5,000,000	-	-	-	-	-	5,000,000
Treatment Total			9,000,000	-	-	-	-	-	9,000,000

			Operating Fund	State Revolving Fund	Special Expendable Fund	Improvement Funds	Extramural Fund	Water Infrastructure Finance and Innovation Act	Total
E. Facilities									
30. Mākaha Shaft Tunnel Rehabilitation	Replacement of all MCC, SCADA system, and all electrical components and appurtenances; replacement of pump units and associated piping, valves and appurtenances; replacement of ventilation system, plumbing system, and inclined elevator; replacement of 8-inch waterline and appurtenances; rehabilitation and expansion of the portal building; and replacement of the perimeter fencing.	CONST	-	-	-	7,500,000	-	-	7,500,000
31. Pump Station Instrumentation & Controls and SCADA Upgrade	Upgrade instrumentation and controls equipment at various pump stations and revamp SCADA system to provide smarter functionality.	CONST	6,000,000	-	-	-	-	-	6,000,000
32. Security Improvements at Various Locations	Security improvements and enhancements includes, but not limited to fencing, doors and windows, vegetation setbacks and access control systems at various BWS locations.	CONST	1,000,000	3,000,000	-	-	-	-	4,000,000
33. Facility Repair and Renovation	Repair, renovation, reroofing, fencing and repainting of selected BWS facilities.	CONST	11,500,000	-	-	-	-	-	11,500,000
34. Facility Repair and Renovation	Repair, renovation, reroofing, fencing and repainting of selected BWS facilities.	P&E	2,000,000	-	-	-	-	-	2,000,000
35. Pump Station Instrumentation & Controls And SCADA Upgrade	Upgrade instrumentation and controls equipment at various pump stations and revamp SCADA system to provide smarter	P&E	700,000	-	-	-	-	-	700,000
36. Slope Stabilization Investigation at Various Facilities	Install improvements to stabilize the rock face at various BWS reservoir sites.	P&E	1,000,000	-	-	-	-	-	1,000,000
37. Monitoring Well Assessment and Repair	Provide well condition assessment and associated repair services for monitor wells.	P&E	150,000	-	-	-	-	-	150,000
38. Professional Services for BWS Projects	Obtain services of archaeologists, botanists, environmental engineers, water quality labs, planners, government agencies and others.	P&E	100,000	-	-	-	-	-	100,000
39. Pump Station Assessment and Operations/Repairs	Update pump station condition assessments and operations database.	P&E	300,000	-	-	-	-	-	300,000
Facilities Total			22,750,000	3,000,000	-	7,500,000	-	-	33,250,000
Total Category II - Renewal and Replacement			47,650,000	47,800,000	-	7,500,000	-	-	103,350,000

			Operating Fund	State Revolving Fund	Special Expendable Fund	Improvement Funds	Extramural Fund	Water Infrastructure Finance and Innovation Act	Total
III. Capacity Expansion									
A. Pumps									
40. Red Hill Contamination Response Production Well - Newtown 550'	Prepare environmental assessment and Public Infrastructure Map (PIM) Amendment for the Red Hill contamination response production wells at Newtown 550'.	P&E	-	-	450,000	-	-	-	450,000
41. Pacific Heights Booster No. 1	Prepare feasibility study to determine potential sites, land acquisition costs, and alternatives to Constructing a new Pacific Heights Booster No. 1 to eliminate the cross-country water main between Jack Lane and the Pacific Heights 578' Reservoir.	P&E	300,000	-	-	-	-	-	300,000
42. Mānoa Well II Unit No. 2	Prepare environmental assessment and Public Infrastructure Map (PIM) Amendment for a second production well at existing Mānoa Well II Station (TMK: 2-9-054:033).	P&E	-	-	275,000	-	-	-	275,000
Pumps Total			300,000	-	725,000	-	-	-	1,025,000
B. Reservoirs									
43. Waiʻawa 228 Reservoirs	Install 4.0 MG, 2.5 MG, and 2.0 MG reservoirs and appurtenances (TMK: 9-6-004:024). Install 30-inch influent and effluent mains and appurtenances along the paved access road, from the reservoir to Cane Haul Road - approx. 3,700 lin. ft. Install 12-foot wide paved access road, from the reservoir to Cane Haul Road, approx. 3,500 lin. ft.	P&E	-	-	5,000,000	-	-	-	5,000,000
Reservoirs Total			-	-	5,000,000	-	-	-	5,000,000
C. Pipelines									
Pipelines Total			-	-	-	-	-	-	-
D. Treatment									
44. Mililani Wells II GAC Installation	Install two (2) new GAC vessels, backwash tank system, including pump and filter setup, chlorinator infrastructure and piping.	CONST	-	10,000,000	-	-	-	-	10,000,000
Treatment Total			-	10,000,000	-	-	-	-	10,000,000

			Operating Fund	State Revolving Fund	Special Expendable Fund	Improvement Funds	Extramural Fund	Water Infrastructure Finance and Innovation Act	Total
E. Facilities									
45. Kalaeloa Sea Water Desalination Facility	Design-Build-Operate-Maintain (DBOM) contract for a 1.7 MGD desalination facility with limited oversizing for future expansion. Install 16-inch transmission main along the project boundary from desalination facility to Ōlai Street; along Ōlai Street, from end to Kalaeloa Boulevard; along Kalaeloa Boulevard, from Ōlai Street to the existing 16-inch main near the Northern end of TMK 9-1-031:022 - approx. 4,800 lin. ft.	CONST	-	-	-	-	19,000,000	50,500,000	69,500,000
	Abrogation of Desal Property Deed and Acquisition of Ōlai Street Roadway Lot	LAND						6,500,000	6,500,000
Facilities Total			-	-	-	-	19,000,000	57,000,000	76,000,000
Total Category III - Capacity Expansion			300,000	10,000,000	5,725,000	-	19,000,000	57,000,000	92,025,000
Total Categories I - III			61,450,000	58,200,000	5,725,000	22,500,000	19,000,000	57,000,000	223,875,000
Construction Cost Index Adjustment			6,727,500	8,130,000	4,000,000	3,375,000	-	4,000,000	26,232,500
Contract Adjustment Account			10,950,000	1,540,000	1,190,000	17,540,000	-	2,000,000	33,220,000
FY26 Capital Improvement Program Total			79,127,500	67,870,000	10,915,000	43,415,000	19,000,000	63,000,000	283,327,500

**MOTION TO
RECESS INTO
EXECUTIVE
SESSION**

There being no further business, Chair Anthony, at 3:17 PM, called for a motion to adjourn the Open Session. Lance Wilhelm so moved; seconded by Edwin Sniffen and unanimously carried.

Upon unanimous approved motion, the Board recessed into Executive Session Pursuant to [HRS § 92-5 (a)(4)] at 3:18 PM to Consider Issues Pertaining to Matters Posted for Discussion at an Executive Session.

**OPEN
SESSION**

The Board reconvened in an Open Session at 3:40 PM.

Chair Anthony shared that in Executive Session, details regarding Temporary Hazard Pay (TPH) were shared by Corporation Counsel Dana Viola.

**MOTION
TO APPROVE**

Edwin Sniffen and Bryan Andaya motioned and seconded, respectively, to authorize the Board of Water Supply, via its Manager and Chief Engineer, working with Corporation Counsel, to resolve claims for Temporary Hazard Pay as described in the letter.

Ms. Cruz-Achiu conducted a roll call: Vice Chair Jonathan Kaneshiro, aye; Board Member Bryan Andaya, aye; Board Member Lance Wilhelm, aye; Board Member Edwin Sniffen, aye; Board Member Gene Albano, aye; and Chair Nā'ālehu Anthony, aye. Ms. Cruz-Achiu announced that the motion passed with six ayes. Board Member Kēhaulani Pu'u was absent.

AUTHORIZE THE BOARD OF WATER SUPPLY, VIA IT'S MANAGER AND CHIEF ENGINEER, WORKING WITH CORPORATION COUNSEL, TO RESOLVE CLAIMS FOR TEMPORARY HAZARD PAY AS DESCRIBED IN THE LETTER WAS APPROVED ON MAY 5, 2025			
	AYE	NO	COMMENT
NĀ'ĀLEHU ANTHONY	X		
JONATHAN KANESHIRO	X		
BRYAN P. ANDAYA	X		
LANCE WILHELM	X		
KĒHAULANI PU'U			ABSENT
EDWIN H. SNIFFEN	X		
GENE C. ALBANO	X		

**MOTION TO
ADJOURN**


There being no further business, Chair Anthony, at 3:42 PM, called for a motion to adjourn the Regular Session. Lance Wilhem so moved, seconded by Gene Albano, and unanimously carried.

The minutes of the Budget Workshop held on May 5, 2025, are respectfully submitted,

THE MINUTES OF THE REGULAR MEETING HELD ON MAY 5, 2025, WERE APPROVED AT THE MAY 27, 2025, BOARD MEETING			
	AYE	NO	COMMENT
NĀ'ĀLEHU ANTHONY	X		
JONATHAN KANESHIRO	X		
BRYAN P. ANDAYA	X		
LANCE WILHELM	X		
KĒHAULANI PU'U			ABSENT
EDWIN H. SNIFFEN			ABSENT
GENE C. ALBANO	X		


JOY CRUZ-ACHIU

APPROVED:


NĀ'ĀLEHU ANTHONY
Chair of the Board
MAY 27 2025
Date